

# ***Home Health***

***Topicals & Lotions***

***Soaps & Shampoos***

***Baby Products***

***Personal Care Products***

***Charting Systems & Supplies***

***Respiratory Patient Needs***

***Feeding Tubes & Pumps***

***Liquid Nutrition***

***Beds & Protective Bedding***

***Lifts & Wheelchairs***

***Commodes & Accessories***

***Canes & Walkers***

***Bathroom & Room Accessories***

**StarLine<sup>®</sup>**



*Twice as absorbent as hydrocolloids....*

## ALLEVYN\* MAKES YOUR TIME BETWEEN DRESSING CHANGES GROW.

**Cost-effective management.** Wounds close at the same rate as with hydrocolloids,<sup>1</sup> but you'll need fewer dressings with ALLEVYN\* because it absorbs more than twice as much exudate.<sup>1</sup> One ALLEVYN absorbs for up to 4 days without leakage<sup>1</sup>—that's 2 dressings per week—well within the utilization parameters for Medicare.

**Comfortable, convenient management.** Soft and conformable, ALLEVYN is comfortable for patients to wear. Easy to use, ALLEVYN applies like a hydrocolloid: out of the package and onto the patient. No secondary dressings are needed to keep it in place. And there's no wound residue—that means cleaner, faster dressing changes.

**Allevyn\* Adhesive**

*See your cost savings grow.*

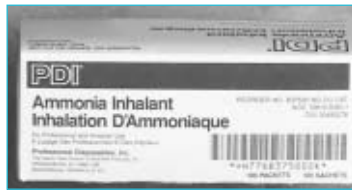
1. Data on file, Smith & Nephew, Inc.

\*ALLEVYN is a trademark of Smith & Nephew.

Smith & Nephew, Inc.

Internet: [www.snwmd.com](http://www.snwmd.com) ©2000 Smith & Nephew, Inc.

**Smith+Nephew®**



**PDI AMMONIA INHALANT PADS**

For inhalation only in the prevention or treatment of fainting. Unique foil packet is safer than glass ampules. Contains 15% ammonia, 20% isopropyl alcohol.  
B37500 Pads, 100/box, 10 bx/cs

**DYNAREX AMPULES**

- 1402 Ammonia Inhalants 0.33cc, 100/box
- 1404 PVP Swabs 0.6cc, 100/box
- 1401 Ammonia Inhalants 0.33cc, 10/box
- 1403 PVP Swabs 0.6cc, 10/box
- 1406 Medicaine Topical Antiseptic 0.5cc, 10/box
- 1407 Medicaine Sting & Bite Swabs 0.66cc, 10/box

**J&J PREVACARE™ EXTRA PROTECTIVE OINTMENT**

White petrolatum and dimethicone combination formula seals out moisture. Adherent to weepy, chafed skin. Long-lasting clear formula allows for skin visualization and evaluation. Non-greasy, non-irritating and non-sensitizing. Easy to apply and remove.  
53002 2.3 oz Tube, 48/cs

**PURDUE FREDRICK BETADINE OINTMENT**

- Povidone iodine.
- 0034-2340-03 1/32 oz Packets, Disposable/Single Use Size, 144/cs
  - 0034-2340-01 1/8 oz Packets, Disposable/Single Use Size, 144/cs
  - 0034-2340-19 Hospital/Professional Label, 1 oz Tube, 36/cs



**PDI BZK TOWELETTES**

- Cleansing towelettes suited to a variety of needs are saturated with benzalkonium chloride. Size 5" x 7 3/4". Saline wipes 3" x 4". Packaging: 100/box, 10 boxes/case.
- D31000 Saturated w/.50% BZK, Alcohol 5%
  - D34600 Saturated w/.35% BZK, Alcohol 20%
  - D71600 Saturated w/.34% BZK, Glycerin, Hamamelis Water NF (witch hazel 50%), Methylparaben 0.1%, Alcohol Free
  - D35100 Saturated w/.40% BZK, Alcohol Free
  - D65900 Ink Remover Towelettes



**PDI NICE-N-CLEAN® MOIST TOWELETTES**

Q67270 Towelettes, 70/canister, 18 canisters/cs

**BURNISHINE ADHESIVE REMOVER**

Quickly and painlessly removes tape from skin. Safely removes tape from equipment.  
R-6 16 oz, 12/cs



B47000

**PDI IO-GONE IODINE REMOVER PADS**

Helps remove iodine from clothing and skin. Packaging: 1/pack, 100 pks/box, 10 bx/cs  
B47000 Iodine Remover Pads



B16400

**PDI ADHESIVE TAPE REMOVER PAD**

Effectively removes tape and residue from skin, while reducing patient discomfort.  
B16400 Adhesive Tape Remover Pads, 100/box, 10 bx/cs

**DIAL® BORAXO HEAVY DUTY LIQUID LOTION SOAP**

02709 Boraxo, Liquid Lotion Soap, Heavy Duty, 1 Gallon, 4/cs



**TRIAD TRIADERM SKIN THERAPY LOTION**

Provides skin conditioners and emollients specially formulated for conditioning skin and replacing vital moisture. It also incorporates lavender oil into its formula to provide the added benefits of essential oil therapy. Use to revitalize, refresh and moisturize dry, irritated skin. Dermatologist recommended.

- 10-9184 4 oz, 72/cs
- 10-9188 8 oz, 48/cs
- 10-9198 Gallon, 4/cs



**CHESTER LABS APRILFRESH® HAND AND MASSAGE LOTIONS**

pH balanced formula absorbs quickly into the skin without the greasy residue of many lotions. This lotion seals-in the skin's natural oils and protects against outer moisture and possible irritation. Rich, soothing lotion is perfect for sensitive skin.

- 001362 2 oz, 96/cs
- 001364 4 oz, 60/cs
- 001368 8 oz, 48/cs
- 001377 128 oz, 4/cs

**CHESTER LABS APRILGUARD® ENRICHED SKIN PROTECTANT LOTION**

Apply before gloving and you can truly help eliminate latex glove irritation. Creates a protective barrier over your skin that will help prevent and relieve the irritation caused by powder and latex chemicals. This same barrier will also prevent irritation caused by frequent hand washing and harsh solutions. Non-greasy and absorbs immediately. Petroleum free and will not affect the integrity of your latex gloves.

- 001314 4 oz, 60/cs
- 001300 1200ml Collapsible Bottle, 3/cs



**DONOVAN SKIN CARE PRODUCTS**

The Dawn Mist Premium skin care products are formulated to meet the high demands for both the care givers and the residents. All formulas are enriched with conditioners to help soothe and moisturize the skin while they clean and protect. The 1200ml bag-in-a-box refills fit the Dawn Mist dispenser as well as other 1000ml dispensers.

- ABS3503 Antibacterial Lotion Soap, 1200ml, Bag-in-a-Box, 8/cs
- ABS3510 Antibacterial Lotion Soap, 1 Gallon, 4/cs
- ABS3527 Antibacterial Lotion Soap, 32 oz w/pump, 12/cs
- ABS3534 Antibacterial Lotion Soap, 8 oz w/pump, 12/cs
- ABW3701 Antibacterial Shampoo & Body Wash, 1 Gallon, 4/cs
- ABW3718 Antibacterial Shampoo & Body Wash, 8 oz w/dispensing cap, 12/cs
- BC3909 Barrier Cream, 8 oz Tube, 12/cs
- BW3602 Shampoo & Body Wash, 1 Gallon, 4/cs
- BW3619 Shampoo & Body Wash, 8 oz w/dispensing cap, 12/cs
- BW3626 Shampoo & Body Wash, 16 oz w/dispensing cap, 12/cs
- DISP4203 Dispenser For Use #ABS3503 & LS3404
- HS3800 Instant Hand Sanitizer, 4 oz, 24/cs
- HS3817 Instant Hand Sanitizer, 8 oz Bottle w/pump, 12/cs
- LS3404 Enriched Lotion Soap, 1200ml, Bag-in-a-Box, 8/cs
- LS3414 Enriched Lotion Soap, 1 Gallon, 4/cs
- LS3428 Enriched Lotion Soap, 32 oz w/pump, 12/cs
- PW4005 No Rinse Perineal Wash, 1 Gallon, 4/cs
- PW4012 No Rinse Perineal Wash, 8 oz Spray Bottle, 24/cs
- WA4104 Whirlpool Additive, 1 Gallon, 4/cs
- WA4111 Whirlpool Additive, 16 oz w/dispensing cap, 12/cs



**DONOVAN BABY POWDER**

- BP15 Corn Starch, 1.5 oz, Dawn Mist, 96/cs
- BP35C Corn Starch, 3.5 oz, Dawn Mist, 48/cs
- BPC08 Corn Starch, 8 oz, Dawn Mist, 24/cs
- BPC1412 Corn Starch, 14 oz, Dawn Mist, 12/cs
- BPC14 Corn Starch, 14 oz, Dawn Mist, 24/cs
- BP02 Talc, 2 oz, Dawn Mist, 96/cs
- BP35 Talc, 4 oz, Dawn Mist, 48/cs
- BP65 Talc, 6.5 oz, Dawn Mist, 48/cs
- BP1412 Talc, 14 oz, Dawn Mist, 12/cs
- BP14 Talc, 14 oz, Dawn Mist, 24/cs

**CUMBERLAND SWAN® BABY PRODUCTS**

For the cleansing and protection of infants. Comparable to national brands.

**Baby Powder**

- 80726 4 oz (J&J), 24/cs
- 80749 15 oz (J&J), 12/cs
- 05149 Cornstarch Powder, 15 oz, 12/cs
- 8072K 22 oz (J&J), 12/cs

**Baby Oil**

- 83926 4 oz (J&J), 24/cs
- 83941 14 oz, Fast Absorbing (J&J), 12/cs
- 89333 20 oz (J&J), 12/cs

**Baby Shampoo**

- 13649 15 oz (J&J), 12/cs



**DONOVAN BABY PRODUCTS**

- BA02 2 oz, Dawn Mist, Baby Oil 144/cs
- BA3312 4 oz, Dawn Mist, Baby Oil 96/cs
- BA08 8 oz, Dawn Mist, Baby Oil 48/cs
- BA16 16 oz, Dawn Mist, Baby Oil 12/cs

**DONOVAN BABY PRODUCTS**

- BB4517 2 oz, Dawn Mist Baby Bath & Shampoo, 144/cs
- BB4524 4 oz, Dawn Mist Baby Bath & Shampoo, 96/cs
- BB4531 8 oz, Dawn Mist Baby Bath & Shampoo, 48/cs
- BB4548 16 oz, Dawn Mist Baby Bath & Shampoo, 12/cs
- BL4555 2 oz, Dawn Mist Baby Lotion, 144/cs
- BL4562 4 oz, Dawn Mist Baby Lotion, 96/cs
- TS4470 2 oz, Dawn Mist Tearless Shampoo, 144/cs
- TS4487 4 oz, Dawn Mist Tearless Shampoo, 96/cs
- TS4494 8 oz, Dawn Mist Tearless Shampoo, 48/cs
- TS4500 16 oz, Dawn Mist Tearless Shampoo, 12/cs



**TRIAD BABY WIPES**

Soft, yet durable cloth is saturated with a mild alcohol free cleansing solution. Available with a pleasant powder scent or an unscented, deodorizing formula.

New low-profile tubs allow for ease of use and bedside storage.

- 10-6700 Scented, 40/tub, 18/cs
- 10-6800 Scented, 80/tub, 12/cs
- 10-6710 Unscented, 40/tub, 18/cs
- 10-6810 Unscented, 80/tub, 12/cs



**PDI NICE-N-CLEAN® BABY WIPES**

For cleansing a newborn's sensitive skin. Alcohol-free and hypoallergenic. Ideal for nurseries and maternity kits. Available in 40 and 80 counts.

Packaging: Tubs or handy 12 count pocket pouches.

- Q49636 Travel Pak, 12/pouch, 36 pouches/cs
- A301EO Scented, 80/tub, 12 tub/cs
- A132EO Unscented, 80/tub, 12 tub/cs



**ADULT WIPES**

- N90001 Flip Top Foil Pack Adult Wipes, 9" x 13", 64/pk, 8 pk/cs
- N90002 Easy Open Tub Adult Wipes, 9" x 13", 64/tub, 8 tub/cs



**DONOVAN PRE-MOISTENED WASHCLOTHS & BABY WIPES**

Dawn Mist Premium and Dawn Mist pre-moistened washcloths and baby wipes are the high quality, low cost solutions to perineal cleaning and personal cleansing. Extra large, hypoallergenic and alcohol free washcloths help moisturize in addition to cleaning. Each washcloth contains aloe, lanolin and a clean spring fresh scent. The adult washcloths are 9" x 13" and are made of strong non-woven material resistant to tearing while remaining exceptionally soft.

- AW03 Dawn Mist Washcloth, 46/tub, 12 tub/cs
- AW04 Dawn Mist Washcloth, Reseal Soft Pack, 46/pack, 12 pack/cs

**Dawn Mist Premium**

- AW4739 Washcloth, 64/tub, 12 tub/cs
- AW4746 Washcloth, Reseal Soft Pack, 64/pkg, 12 pkg/cs
- BWS4258 Baby Wipe, Scented, 6.5" x 8.5", 40/tub, 24 tubs/cs
- BWS4265 Baby Wipe, Scented, Reseal Soft Pack, 6.5" x 8.5", 40/tub, 24 tubs/cs
- BWU4296 Baby Wipe, Unscented, 6.5" x 8.5", 40/tub, 24 tubs/cs



**J&J CHIX™ CLEANERS**

Strong, but gentle enough for use in nursery. Excellent strength, wet or dry. White.

- 4103 Small, 7" x 9", Dispensing Box, 40 sheets/bx, 40 bx/cs
- 4102 Medium, 7" x 13 1/2", Dispensing Box, 40 sheets/bx 40 bx/cs
- 4111 Medium, 7" x 13 1/2", Bulk, 250/bg, 12 bg/cs
- 4112 Large, 13 1/2" x 13 1/2", Bulk, 250/bg, 8 bg/cs

**OMRON BABY FOOD GRINDERS**

- 600A Happy Baby Contemporary-Polypropylene w/stainless steel cutter, Includes Spoon to Feed Directly From Feeding Dish
- 700A Happy Baby Deluxe-Rounded 4 Oz Feeding Dish, Precision Sharpened Blade and Strainer
- 800A Happy Baby Deluxe w/tote (same as 700A), Easy to Carry, Storage Case Keeps Unit Clean and Organized



**OMRON BREAST PUMPS**

Models 900 and 900CP include 2 nipple adapters, storage disc, cleaning brush, nipple, adapter cap, 2 extra gaskets and a protective dust cover. Complete feeding systems for expression, storage and feeding of milk. Model 950 has angled breast flange for comfortable lactation. After expression, pump cylinder converts to a storage/feeding bottle. Includes nipple adapters in two sizes, cleaning brush, feeding nipple, extra gasket and a protective nipple cover.

- 900 Breast Pump/Infant Nurser, 25/cs
- 900CP Comfort Plus® Breast Pump/Infant Nurser In Retail Pack, 24/cs
- 950 Care All® Breast Pump, 25/cs



**DONOVAN COMBS & HAIR BRUSHES**

- C5 5", Black, 2160/cs
- DC5 5", Black, 12/bg, 180 bg/cs
- C7 7", Black, 1440/cs
- DC7 7", Black, 12/bg, 120 bg/cs
- GC7 7", Black, 144/bg, 10 bg/cs
- C71 7", Ivory, 1440/cs
- C8 8", Black, 1008/cs
- 567 2.25" Wide Mini Pic, Black, 576/cs
- 2655 6.5" Handle Comb, Black, 720/cs
- 2950 8.5" Handle Comb, Black, 432/cs
- PC01 Two-Sided Baby Comb, Ivory, 12/bg, 72 bg/cs
- PCB2 Baby Comb & Brush Set, Ivory, 1 set/bg, 288 bg/cs
- HB01 Hair Brush, w/standard bristles, 12/bx, 24 bx/cs
- HB02 Hair Brush, w/plastic bristles, 12/bx, 24 bx/cs
- HB03 Hair Brush, 12/bx, 24 bx/cs
- DC71 7", Ivory, 12/bg, 120 bg/cs
- GC5 5", Black, 144/bg, 15 bg/cs



**DONOVAN NAIL CARE NEEDS**

- EB01 Emery Board, Two-Sided, 200/bg, 24 bg/cs
- CS45 Manicure Sticks, 4.25", Bulk, 5000/cs
- CS45B Manicure Sticks, 4.25", Boxed, 144/bx, 50 bx/cs
- FNC3268 Finger Nail Clipper w/file, 6/bx, 48 bx/cs
- FNC3275 Finger Nail Clipper w/o file, 6/bx, 48 bx/cs
- TNC3282 Toe Nail Clipper w/file, 6/bx, 24 bx/cs
- TNC3299 Toe Nail Clipper w/o file, 6/bx, 24 bx/cs

**PERSONNA VAL-U-SHAVE™ RAZORS**

- Standard weight.
- 75-0030 Single Blade, Fixed, 10/bg, 5 bg/bx, 10 bx/cs
  - 75-0032 Twin Blade, Fixed, 10/bg, 5 bg/bx, 10 bx/cs
  - 75-0031 Single Blade, Fixed, 500/cs
  - 75-0033 Twin Blade, Fixed, 500/cs



**PERSONNA® RAZORS**

Disposable razors with stainless steel blades are Comfort-Coated® to shave quickly and smoothly. A special protective cap covers the blade. Fixed or flexible heads, single or double blades provide a choice of razors for all shaving needs.

- 75-0009 Standard Fixed, Single Blade, 500/bg, 1500/cs
- 75-0003 Standard Weight Fixed Head, Single Blade, 10/bg, 50/bx, 500/cs
- 75-0022 Standard Weight Fixed Head, Twin Blade, 10/bg, 50/bx, 500/cs
- 75-0008 Standard Weight Fixed Head, Twin Blade, 500/bg, 1500/cs
- 75-0001 Heavyweight Pivoting Head, Twin Blade, 10/bg, 50/bx, 500/cs
- 75-0007 Heavyweight Pivoting Head, Twin Blade, 500/bg, 1500/cs
- 75-0002 Heavyweight Fixed Head, Twin Blade, 10/bg, 50/bx, 500/cs
- 75-0006 Heavyweight Fixed Head, Twin Blade, 500/bg, 1500/cs



**DONOVAN RAZORS**

Disposable. Clear plastic guard. Packaging: 10/pack, 10 packs/box, 20 boxes/case.

- DR05 Twin Blade, Dawn Mist Premium, Blue
- DR06 Deluxe Twin Blade, Dawn Mist Premium, Blue
- DR03 Single Edge, Dawn Mist Premium, Orange

**DONOVAN SHAVING CREAM**

- BS06 .6 oz Tube, Dawn Mist Brushless Shave Cream, 144/bx, 5 bx/cs
- BS85 .85 oz Tube, Dawn Mist Brushless Shave Cream, 144/bx, 4 bx/cs
- BS30 3 oz Tube, Dawn Mist Brushless Shave Cream, 144/cs
- SC15 1.5 oz Dawn Mist Shave Cream, Aerosol, 144/cs
- AS01 1 oz, Dawn Mist After Shave, 144/cs
- SC110 11 oz Dawn Mist Shave Cream, Aerosol, 48/cs
- PBS35 .125 oz, Brushless Shave Cream, Single Use Packet, 200/bx, 10 bx/cs
- PBS70 .25 oz, Brushless Shave Cream, Single Use Packet, 100/bx, 10 bx/cs

**WELCON RAZORS & SINGLE-USE SHAVE GEL PACKET**

- 2514 Face Razor, Bic, 100/cs
- 2520 Single-Use Shave Gel Packet, 2.5 grams, 1000/cs



000908



000708

**CHESTER LABS APRILFRESH® TEARLESS SHAMPOO**

A gentle, non-alkaline, pH balanced cleanser. Perfect for all types of hair. For young and old alike, it's the ideal shampoo for everyday use.

- 000902 2 oz, 96/cs
- 000904 4 oz, 60/cs
- 000908 8 oz, 48/cs
- 000916 16 oz, 12/cs
- 000977 128 oz, 4/cs

**CHESTER LABS APRILFRESH® TEARLESS SHAMPOO AND BODY WASH**

Specially formulated for delicate, aging skin, hair and scalp. Gentle, effective and moderate lathering tearless shampoo and total body cleanser for use in the shower, tub or at bedside.

- 000704 4 oz, 60/cs
- 000708 8 oz, 48/cs
- 000716 16 oz, 12/cs
- 000770 128 oz, 4/cs



002808



000998

**CHESTER LABS APRILFRESH® RINSE-FREE SHAMPOO & BODY WASH**

Convenient, mild cleanser. Perfect when water is not readily available.

This aloe vera-enriched formula is alcohol-free and gentle to sensitive skin.

- 002808 8 fl oz, 24/cs
- 002877 128 fl oz, 4/cs

**CHESTER LABS APRILBATH BODY WASH AND SHAMPOO GEL**

Aloe enriched all-in-one body wash and shampoo. This soothing, ultra-thick gel has a light peach fragrance and is ideal for everyday use.

- 000994 4 fl oz, 60/cs
- 000998 8 fl oz, 48/cs
- 000996 16 fl oz, 12/cs
- 000970 128 fl oz, Jug w/4 empty 8 oz Bottles, 4/cs
- 06300 500ml, 6/cs



**DIAL® TOTAL BODY SHAMPOO**

Thoroughly cleans entire body while conditioning hair. Conditioning agents allow frequent washing. Fresh peach fragrance.

- 03986 Gallon, Includes 1 Pump, 4/cs
- 90190 Total Body Shampoo, 3.4 oz Bottles, 288/cs



**DONOVAN SHAMPOO & CONDITIONER**

**Dawn Mist Shampoo & Body Bath**

- PS10 .35 oz, Single Use Packet, 100/bx, 10 bx/cs
- MS02 2 oz, 144/cs
- MS3237 2 oz, Clear Bottle, 144/cs
- MS3367 4 oz, 96/cs
- MS3244 4 oz, Clear Bottle, 96/cs
- MS08 8 oz, 48/cs
- MS16 16 oz, 12/cs
- MS128 1 Gallon, 4/cs

**Dawn Mist Hair Conditioner**

- HC02 2 oz, 144/cs
- HC3336 4 oz, 96/cs
- HC08 8 oz, 48/cs

**Dawn Mist Shampoo + Conditioner**

- PSC70 .25 oz, Single Use Packet, 100/bx, 5 bx/cs

**No Rinse Formula Dawn Mist Shampoo & Body Bath**

- NR08 8 oz, 48/cs
- NRB4463 2 oz, 144/cs
- NRB4593 16 oz, 12/cs



**TRIAD TRIADERM ALOE VERA BODY WASH & SHAMPOO**

Contains a special low-irritation formula gentle enough to use on a baby. The pH balanced formula maintains a natural balance for a variety of skin types. It is thick, conditioning and fast rinsing. For a No-Rinse body wash and shampoo, dilute to 25 parts water to 1 part body wash and shampoo.

- 10-9384 4 oz, 72/cs
- 10-9388 8 oz, 48/cs
- 10-9398 Gallon, 4/cs



**DONOVAN DEODORANT**

- PD25 Packet, .25 oz, 200/bx, 5 bx/cs
- RD20 Unscented Anti-Perspirant Deodorant, Dawn Mist, 2.0 oz, 96/cs
- PSD20 Pump Spray, 2 oz, Dawn Mist, 48/cs
- PSD40 Pump Spray, 4 oz, Dawn Mist, 48/cs
- RD15 Roll-On, 1.5 oz, Dawn Mist, 96/cs
- SD016 Stick, .16 oz, Dawn Mist, 144/bx, 4 bx/cs
- SD05 Stick, .5 oz, Dawn Mist, 144/bx, 4 bx/cs
- SD175 Stick, 1.6 oz, Dawn Mist, 144/cs



**CHESTER APRILFRESH® ROLL-ON DEODORANT**

- 002502 1.5 oz, 96/cs



**DIAL® ANTIPERSPIRANT/DEODORANT**

Anti-wetness ingredients protect against wetness and odor all day. Full variety of applications to accommodate patient preferences. Packaging: 24/case unless noted.

- 00880 Scented Aerosol, 2.5 oz.
- 00883 Scented Aerosol, 4 oz
- 00886 Scented Aerosol, 6 oz, 12/cs
- 07685 Scented Roll-On, 1.5 oz, 96/cs
- 00884 Unscented Aerosol, 4 oz



**DONOVAN BAR SOAP**

- SP05 #.5 Soap, Dawn Mist Facial Soap, Individually Wrapped, 1000/cs
- SP75 #.75 Soap, Dawn Mist Facial Soap, Individually Wrapped, 1000/cs
- SP10 #1.0 Soap, Dawn Mist Facial Soap, Individually Wrapped, 500/cs
- SP15 #1.5 Soap, Dawn Mist Facial Soap, Individually Wrapped, 500/cs
- SP30 #3 Soap, Dawn Mist Facial Soap, Individually Wrapped, 100/cs
- SPU30 #3 Soap, Dawn Mist Facial Soap, Unwrapped, 100/cs

**DONOVAN SOAP BOX**

Hinged lid. Packaging: 100/case.

- SB01 Ivory
- SB01C Clear

**DIAL® BAR SOAP**

- 00184 Dial Deodorant Soap, White Marble Wrapped, 3/4 Size, 1000/cs
- Pure & Natural Soap**
- 00155 Complexion, White Marble Wrapped, 3/4 Size, 1000/cs
- 00156 Complexion, White Marble Wrapped, 1.5 Size, 500/cs
- 00222 Retail Wrapped, 3.25 oz, 72/cs
- 00585 Retail Wrapped, 4.5 oz, 72/cs
- Tone Skin Care Bar**
- 00417 White Marble Wrapped, 1.5 Size, 500/cs
- 00115 White Marble Wrapped, 3/4 Size, 1000/cs
- 00475 White Marble, Wrapped, 4.5 oz, 48/cs



**DIAL® ANTIBACTERIAL DEODORANT SOAPS**

- 00098 Unwrapped, #2.5, 200/cs
- 00085 Unwrapped, #3/4, 1000/cs
- 00192 Unwrapped, #1, 500/cs
- 00095 Unwrapped, #1.5, 500/cs
- 00190 White Marble Wrapped, #1, 500/cs
- 00194 White Marble Wrapped, #1.5, 500/cs
- 00197 White Marble Wrapped, #2.5, 200/cs
- 00910 Gold Retail Wrapped, 3.5 oz, 72/cs



**PDI LEMON-GLYCERINE SWABS**

Saturated with 50% lemon juice and 50% glycerine. Lubricates mouth and lips dried from high fever or anesthetic; removes taste of medication. In foil packaging.

- S16225 Swabs, 3/pk, 25 pk/bx, 10 bx/cs
- S46250 Swabs, 1/pk, 50 pk/bx, 10 bx/cs

**DONOVAN MOUTH RINSE**

- MR02 2 oz, Dawn Mist, 144/cs
- MR3350 4 oz, Dawn Mist, 96/cs



**BALLARD ORAL CARE KIT**

Contains everything required for total mouth care. Each kit includes 20 disposable, long handled swabs impregnated with a mint flavored dentifrice, 1.5 ounce bottle of mint flavored hydrogen peroxide, 0.35 ounce tube of lip balm, and a reusable dispensing cup.  
12260 Oral Care Kit, 50 kits/cs

**BALLARD ORAL CARE TWIN PACK**

Contains 2 Poly-Plus oral swabs and 1/4 oz mint-flavored hydrogen peroxide.  
12261 Oral Care Twin Pack, 100pks/cs

**BALLARD DISPOSABLE ORAL SWAB**

Disposable, convenient and neat. Water and after-rinse not required. Available with or without mint-flavored dentifrice. Soft and flexible swab, yet coarse enough to collect food particles and surface plaque. Can be used without assistance from healthcare personnel. Individually wrapped or in multiple packs.

12242 Plain, Individually Wrapped, 250/bx, 2 bx/cs

**Poly-Plus, Individually Wrapped**

- 12255 w/sodium bicarbonate-enriched mint, 250/bx, 4 bx/cs
- 12258 w/sodium bicarbonate-enriched mint, 250/bx, 2 bx/cs
- 12253 Plain, 250/bx, 2 bx/cs
- 12254 Plain, 250/bx, 4 bx/cs
- 12240 Plain, 250/bx, 4bx/cs
- 12246 Mint, 250/bx, 2 bx/cs
- 12245 Mint, 250/bx, 4bx/cs

**Poly-Plus**

- 12256 w/sodium bicarbonate-enriched mint, 500/bg, 2 bg/cs
- 12257 w/sodium bicarbonate-enriched mint, 20/bg, 25 bg/bx, 2 bx/cs
- 12243 Plain, 20/bg, 25 bg/bx, 2 bx/cs
- 12241 Plain, 500/bg, 2 bg/cs
- 12252 Plain, 500/bg, 2 bg/cs
- 12247 Mint, 10/bg, 50 bg/bx, 2 bx/cs
- 12250 Mint, 500/bg, 2 bg/cs

**BALLARD MOUTH MOISTURIZER**

12262 .35 oz, 144/cs



**CHESTER LABS APRILFRESH® ICYMINT LOW ALCOHOL MOUTHWASH**

The 6.65% alcohol-based IcyMint Mouthwash soothes dry mouth and irritated throat problems. Minty flavor leaves teeth and gums feeling fresh.

- 000426 4 oz, 60/cs
- 000430 16 oz, 12/cs

**CHESTER LABS APRILFRESH® BEFRESH ALCOHOL-FREE MOUTHRINSE**

Exhilarating cinnaminty flavor freshens breath and is perfect for routine oral care.

- 000413 4 oz, 60/cs
- 000410 16 oz, 12/cs



**TRIAD ALCOHOL-FREE MOUTH RINSE**

This invigorating mouth rinse is available in Cinnamon and Cool Mint. Sweet and pleasant tasting, it is 100% alcohol free. Safety sealed for your protection.

- 10-9804 Yellow, 4 oz, 72/cs
- 10-9904 Blue, 4 oz, 72/cs

**CUMBERLAND SWAN® MOUTHWASH**

- 31886 Amber, 1 Liter, 12/cs
- 31821 Amber Mouthwash (Listerine), 3 oz, 96/cs
- 31877 Amber Mouthwash (Listerine), 500ml, 12/cs

**CUMBERLAND SWAN® DENTURE TABLETS**

- 18158 Eff Denture Tablets (Efferdent), 40s, 12/cs



**BUSSE DENTURE CUP**

Turquoise cup with clear, seal-tite lid engraved "name" and "room". Plastic.  
490 Denture Cup, 250/cs

**MEDIGEN DENTURE CUPS**

Cup with lock tight polyethylene lid protects patient's dentures. Lid is clearly marked with "Dentures" in English, Spanish and Polish. Packaging: 250/case.

- H975-07 Denture Cup, Turquoise Base w/gray lid
- H975-01 Denture Cup, Translucent Base & Lid, 250/cs
- H975-10 Denture Cup, Mauve Base w/translucent lid

**MEDIGEN DENTURE CUPS**

Lid with cover for patient identification. 7 1/2 oz capacity. Pkg: 250/case unless noted.

- H975-01 Disposable, Translucent
- H975-02 Disposable, White
- H975-05 Disposable, Gold
- H975-07 Disposable, Turquoise
- H975-09 Disposable, Russet
- 00140 Sterilizable Plastic, Blue, w/hinged cover, 24/cs



**DONOVAN TOOTHBRUSHES**

- TBJR Child's, 27 Tuft, Ivory, 144/bx, 10 bx/cs
- TB20 30 Tuft, Short Handle, Ivory, 144/bx, 10 bx/cs
- TB30 30 Tuft, Ivory, Clear Bristles (Polypropylene), 144/bx, 10 bx/cs
- TB40 39 Tuft, Ivory, Nylon Bristles, 144/bx, 10 bx/cs
- TB46 46 Tuft, Ivory, Nylon Bristles, 144/bx, 10 bx/cs
- TB52 50 Tuft, Gray, 2-Color Nylon Bristles, 144/bx, 10 bx/cs
- TBDEN Two-Sided Denture Brush, Ivory, 144/bx, 10 bx/cs
- TBH01 Two Piece Toothbrush Holder, Ivory, 100/cs
- TBH01C Two Piece Toothbrush Holder, Clear, 100/bx
- TBCAP Toothbrush Cap, Ivory, 144/bx, 10 bx/cs
- TB29 30 Tuft, Ivory, Nylon Bristles, 144/bx, 10 bx/cs

**DONOVAN TOOTHPASTE**

- Dawn Mist toothpaste was formerly known under Refreshment label.
- TP06 .6 oz, Dawn Mist, Aluminum Tube, 144/bx, 5 bx/cs
  - TP085 .85 oz, Dawn Mist, Plastic Tube, 144/bx, 5 bx/cs
  - TP15 1.5 oz, Dawn Mist, Laminated Tube, 144/cs
  - TP15B 1.5 oz, Dawn Mist, Laminated Tube, Individually Boxed, 144/cs
  - TP27 2.75 oz, Dawn Mist, Laminated Tube, 144/cs
  - TP27B 2.75 oz, Dawn Mist, Laminated Tube, Individually Boxed, 144/cs
  - TP47B 4.75 oz, Dawn Mist, Laminated Tube, 60/cs
  - GTP4654 .6 oz, Dawn Mist, Clear Gel, Plastic Tube, 720/cs
  - GTP4661 .85 oz, Dawn Mist, Clear Gel, Plastic Tube, 720/cs
  - GTP4678 1.5 oz, Dawn Mist, Clear Gel, Plastic Tube, 144/cs
  - GTP4685 2.75 oz, Dawn Mist, Clear Gel, Plastic Tube, 144/cs

**DIAL COLGATE® TOOTHPASTE**

- Packaging: 48/case.  
24752 Colgate Toothpaste, .85 oz Tube



917673



980962

**BANTA HEALTHCARE TIDI BRAND BIBS-TISSUE/POLY**

- 917673 18" x 25", w/ties, Blue, 250/cs
- 917676 18" x 25", w/ties, Mauve, 250/cs
- 950443 15 3/4" x 21 1/4", w/ties, Adult, Embossed, White, 200/cs, Poly
- 980964 16" x 32", Regular, White, Tissue/Poly, 300/cs
- 980962 16" x 24", Adult w/pocket, White, Poly, 500/cs
- 980966 20" x 29", Die Cut Neck, Blue, X-Large Tissue/Poly, 500/cs
- 919398 20" x 30", Slipover, Durable & Absorbent Fabricel® Bib, White, 250/cs



**GRAHAM PROFESSIONAL DISPOSABLE ADULT BIBS**

- Tissue/poly. Slipover. White. Packaging: 500/case.  
960 19 1/2" x 28"



**BUSSE GERIATRIC PLASTIC BIB**

- White opaque, waterproof, linen finish polyethylene, with attached neckties and dribble pocket across bottom. 16" x 22".  
810 Bib, 500/cs

**ADI SELF-ADHERING BEDSIDE UTILITY BAGS**

- Disposable bags are made of white opaque polyethylene with blue floral print. Two tapes allow adherence to any surface. Bags measure 7" x 11". Pkg: 100/bg, 20 bg/cs.  
40216 Bedside Bags

**MAYBECK DRAWCORD PERSONAL BELONGINGS BAG**

Drawcord closure sewn in top hem. Available with optional b-lock or slip-lock closure, to prevent accidental spillage. Straight bottom. Colors available for poly/cotton, nylon and color coded stripes: white, red, blue, green, yellow or orange. Pkg: one dozen.

**15" Diameter, 24" x 36"**

- P-2436CD Heavy Duty Cotton Duck, Natural
- P-2436CD-CC Heavy Duty Cotton Duck, Color Coded
- P-2436PC Poly/Cotton Blend, White
- P-2436PC-V Poly/Cotton Blend, Color
- P-2436PC-CC Poly/Cotton Blend, Color Coded
- P-2436SP Spun Polyester
- P-2436SP-CC Spun Polyester, Color Coded
- P-2436NL 200 Denier Nylon, White
- P-2436NL-V 200 Denier Nylon, Color
- P-2436NL-CC 200 Denier Nylon, Color Coded
- P-2436CB Water Repellent Polyester, Color
- P-2436CB-CC Water Repellent Polyester, Color Coded
- RF-2436VB Radio Frequency Sealed Vinyl Coated Tricot, Blue & White
- RF-2436VB-CC Radio Frequency Sealed Vinyl Coated Tricot, Color Coded

**11" Diameter, 18" x 30"**

- P-1830CD Heavy Duty Cotton Duck, Natural
- P-1830CD-CC Heavy Duty Cotton Duck, Color Coded
- P-1830PC Poly/Cotton Blend, White
- P-1830PC-V Poly/Cotton Blend, Color
- P-1830PC-CC Poly/Cotton Blend, Color Coded
- P-1830SP Spun Polyester
- P-1830SP-CC Spun Polyester, Color Coded
- P-1830NL 200 Denier Nylon, White
- P-1830NL-V 200 Denier Nylon, Color
- P-1830NL-CC 200 Denier Nylon, Color Coded
- P-1830CB Water Repellent Polyester, Color
- P-1830CB-CC Water Repellent Polyester, Color Coded
- RF-1830VB Radio Frequency Sealed Vinyl Coated Tricot, Blue & White
- RF-1830VB-CC Radio Frequency Sealed Vinyl Coated Tricot, Color Coded



**ADI PATIENT BELONGING BAGS**

Large enough to hold all patient belongings. Made of sturdy, low-density polyethylene. Ideal for emergency or patient room use. Loop handles for carrying convenience. White with blue lettering. 20" x 20" x 4", gusset at base for greater capacity. Pkg: 250/cs.

- 40229 Plastic Rigid Handle
- 40219 Cotton Drawstring



**BANTA HEALTHCARE TIDI BRAND BEDSIDE BAGS**

White. Dual pressure-sensitive tabs. Packaging: 2000/case.

**Flame Retardant Paper**

- 950231 6 1/2" x 3 1/8" x 11 3/8", Flame Retardant Paper, Blue Floral Print
- 950232 6 1/2" x 3 1/8" x 11 3/8", Flame Retardant Paper, Plain

**Paper Non-Flame Retardant**

- 950251 6 1/2" x 3 1/8" x 11 3/8", Wet Strength, Blue "Shell" Print
- 950252 6 1/2" x 3 1/8" x 11 3/8", Wet Strength, Plain

**DONOVAN BEDSIDE BAGS**

- BB3305 Plastic, 6.5" x 12" x 3" w/twin tape tabs, 2000/cs

**BANTA HEALTHCARE TIDI BRAND PAPER SLIPPERS**

- 950520 Glue, Crepe Paper, One Size, 1000 pair/cs

**BANTA HEALTHCARE TIDI BRAND SHOWER CAPS**

950195 Clear Poly, 500/cs



**DONOVAN SHOWER CAP**

SC01 Individually Bagged, 200/bx, 10 bx/cs

**BANTA HEALTHCARE TIDI BRAND BATH MATS**

950255 White Paper, Printed Blue "Shell", 14 1/2" x 20", 500/cs


**BANTA HEALTHCARE TIDI BRAND DISPOSABLE BED PAN COVERS**

950260 Closed Back Flushable, White, 11 1/2" x 3 1/2" x 19", 1500/cs  
 950261 Open Back Flushable, White, 11 1/2" x 3 1/2" x 19", 1250/cs



**OMNIMED SLIM JIM 3 WALL DESK**

291566 Full Size, Self Close  
 291567 Full Size, Manual Close  
 291568 Single Size, Self Close  
 291569 Single Size, Manual Close  
 291570 Accessory Shelf, Full Size  
 291571 Accessory Shelf, Single Size



**OMNIMED FLAG-IT® CHART SIGNAL SYSTEM**

System composed of holders and flags. Both constructed of 14-gauge polyethylene. Holders available with and without tabs. Can be printed and be part of divider set. Side or top opening. Signal flags are color coded and easily attached or removed and are available in numerous colors and titles. Ask for information. Holders/flags are compatible with other charting systems.

224101 Top Open Holder w/tab  
 224102 Top Open Holder w/o tab  
 224103 Side Open Holder w/tab  
 224104 Side Open Holder w/o tab

**Individual Flags**

224130 Physician Orders Stat - Red  
 224131 Nurses to Check - Yellow  
 224132 Routine Orders - Green  
 224135 H & P Needed - Lt. Blue  
 224136 Progress Notes Needed - Yellow  
 224141 Physicians Orders - Red  
 224172 Doctor's Orders (Routine) - Green  
 224173 Doctor's Orders (Stat) - Red  
 224177 Doctor Please Sign Order - Gold

**Stat Sheet Chart Marker**

224115 Side Open, 10/pkg  
 224116 Top Open, 10/pkg

**OMNIMED FLAG-IT® SPINE SIGNAL - FIVE COLOR ALERT**

Highly visible easy-slide tabs to alert staff of additional patient charting needs. Red, yellow, blue, orange and green tabs. Available with spring clip for binder use or with pressure sensitive tape for other applications. High impact plastic. 1 1/2" x 2 1/4".

224125 With Spine Clip  
 224126 With Pressure Sensitive Tape



224120



251101

**OMNIMED ROOM NUMBER SPINE CLIP**

Economical. Easily clips on spine of any binder measuring 1 1/2" or more. Accepts pressure sensitive labels. Spring steel. 1 1/2" x 1 5/8".

224120 Spine Clip  
 224119 Pressure Sensitive Label For Spine Clip, 500/rl  
 251150 ID Pocket For Spine

**OMNIMED CHART-LOK® CLOSURES**

Easy to use. Solves fallout problems, prevents record loss, and does not damage records. Mounts easily on all chart holders.

251101 Chart-Lok, 10/pkg  
 251102 Replacement Tab, 1 1/2", 10/pkg  
 251103 Chart-Lok Only w/o Tab, 10/pkg

**OMNIMED PLASTIC CLIP HOLDER**

ABS plastic. Pressure sensitive.  
 251180 Clip Holder, 1 1/2" x 5"

**OMNIMED PRESSURE SENSITIVE POCKETS**

Heavy gauge plastic. Open on first dimension.  
 251153 Pocket, 6" x 4"



**OMNIMED OVERBED & REGULAR CLIPBOARDS**

Clipboards are the most basic chartholders. Ideal for constant hard use. Light, strong, and easy to keep clean. Specify 6" thumb clip or standard low profile clip. 9" x 12 7/8".

203101 Aluminum Clipboard  
 203601 Aluminum Overbed Clipboard  
 204602 Vinyl Clad Overbed Clipboard  
 203810 Calculator Board



**OMNIMED SPRING LOADED CHART HOLDERS**

Vinyl clad and aluminum rounded corners. Back thumb notch for easy entry. Ribbed front cover eliminates paper adhering. Stainless steel I.D. holder 1/2" x 5". Interchangeable with most racks.

201101 Aluminum Chartholder 3/4" Capacity  
 202102 Vinyl Clad Chartholder 3/4" Capacity



**OMNICART® RACK**

Carts serve as a complement to binders. Engineered to perform to healthcare standards. 1" square metal legs. 4" diameter casters with 2 locking brakes. Shelf organizer constructed of plated, heavy-gauge 1/4" wire. Optional rubber leg bumpers. Also available in different capacities and configurations.

**Vinyl Clad Steel**

- 261012 5 Chart Capacity, 43 1/4"H x 19"W x 17"D
- 262207 8 Chart Cap. w/Shelf Organizer, 43 1/4"H x 34 1/2"W x 17"D
- 261013 10 Chart Capacity, 43 1/4"H x 19"W x 17"D
- 261001 10 Chart Cap. w/Shelf Organizers, 43 1/4"H x 34 1/2"W x 17"D
- 262311 12 Chart Cap.w/Shelf Organizer, 43 1/4"H x 49 3/4"W x 17"D
- 261014 15 Chart Capacity, 43 1/4"H x 19"W x 17"D
- 262214 16 Chart Cap. w/2 Shelf Organizers, 43 1/4"H x 34 1/2"W x 17"D
- 261002 20 Chart Cap. w/2 Shelf Organizers, 43 1/4"H x 34 1/2"W x 17"D
- 262221 24 Chart Cap. w/3 Shelf Organizers, 43 1/4"H x 34 1/2"W x 17"D
- 262322 24 Chart Cap. w/2 Shelf Organizers, 43 1/4"H x 49 3/4"W x 17"D
- 261003 30 Chart Cap. w/3 Shelf Organizers, 43 1/4"H x 34 1/2"W x 17"D
- 262228 32 Chart Cap. w/4 Shelf Organizers, 43 1/4"H x 34 1/2"W x 17"D
- 262333 36 Chart Cap. w/3 Shelf Organizers, 43 1/4"H x 49 3/4"W x 17"D
- 261011 40 Chart Cap. w/4 Shelf Organizers, 58"H x 34 1/2"W x 17"D
- 261009 45 Chart Cap. w/3 Organizers, 15/Shelf, 43 1/4"H x 49 3/4"W x 17"D
- 262444 48 Chart Cap. w/4 Shelf Organizers, 43 1/4"H x 49 3/4"W x 17"D
- 261010 60 Chart Cap. w/4 Shelf Organizers, 58"H x 49 3/4"W x 17"D
- 261007 15/Shelf, 15 Chart Cap. w/Shelf Organizer, 43 1/4"H x 49 3/4"W x 17"D
- 261008 15/Shelf, 30 Chart Cap. w/2 Shelf Organizers, 43 1/4"H x 49 3/4"W x 17"D
- 264004 Rubber Bumpers, 4/set

**Vinyl Clad Steel - Cabinet Style**

- 262508 8 Chart Capacity, 43 3/4"H x 34 1/2"W x 17"D
- 261110 10 Chart Capacity, 43 3/4"H x 34 1/2"W x 17"D
- 262516 16 Chart Capacity, 43 3/4"H x 34 1/2"W x 17"D
- 261120 20 Chart Capacity, 43 3/4"H x 34 1/2"W x 17"D
- 262524 24 Chart Capacity, 58"H x 34 1/2"W x 17"D
- 262530 24 Chart Capacity, 43 3/4"H x 49 3/4"W x 17"D
- 261130 30 Chart Capacity, 58"H x 34 1/2"W x 17"D
- 261135 30 Chart Capacity, 43 3/4"H x 49 3/4"W x 17"D
- 262536 36 Chart Capacity, 58"H x 49 3/4"W x 17"D
- 261145 45 Chart Capacity, 58"H x 49 3/4"W x 17"D

**Flat Storage Cart**

- 264580 8 Chart Capacity, 8 Tier
- 264410 10 Chart Capacity, 10 Tier, 53"H x 14 1/2"W x 15"D
- 264515 15 Chart Capacity, 15 Tier, 72 1/2"H x 14 1/2"W x 15"D
- 264581 16 Chart Capacity, 8 Tier
- 264420 20 Chart Capacity, 10 Tier, 53"H x 27 3/4"W x 15"D
- 264587 24 Chart Capacity, 12 Tier
- 264430 30 Chart Capacity, 10 Tier, 53"H x 41"W x 15"D
- 264530 30 Chart Capacity, 15 Tier, 72 1/2"H x 27 3/4"W x 15"D
- 264583 32 Chart Capacity, 8 Tier
- 264588 36 Chart Capacity, 12 Tier
- 264440 40 Chart Capacity, 10 Tier, 53"H x 54 1/4"W x 15"D
- 264545 45 Chart Capacity, 15 Tier, 72 1/2"H x 41"W x 15"D
- 264589 48 Chart Capacity, 12 Tier
- 264560 60 Chart Capacity, 15 Tier, 72 1/2"H x 54 1/4"W x 15"D

**OMNIMED PREPRINTED CHART DIVIDERS**

For top- and side-open charts. With 14 preprinted tabs. Tabs appear as follows: Admission Data - White; Physicians' Orders - Turquoise; Advance Directives - Yellow; Progress Notes - Green; Nurses' Notes - Red; Medication - Gold; History & PX Consults - Orange; Report of Operation - Blue; Lab Reports - Gray; X-Ray Reports - Peach; EKG-EEG - Lime; Graphic Chart - Lt. Blue; Dietary - Mauve; Misc. - Lavender.

- 220916 Side Open w/14 preprinted tabs
- 220917 Top Open w/14 preprinted tabs

**OMNIMED 9 PREPRINTED CHART DIVIDERS**

For top- and side-open charts. With 9 preprinted tabs. Tabs appear as follows: Physicians' Orders - White; Graphic Chart - Turquoise; Nurses' Notes - Yellow; Laboratory Reports - Green; X-Ray Report - Red; Report of Operation - Gold; History and PX - Orange; Progress Notes - Lt. Blue; Misc. Records - Gray.

- 220912 Side Open w/9 preprinted tabs
- 220913 Top Open w/9 preprinted tabs



**OMNIMED PLASTIC STANDARD PREPRINTED CHART DIVIDERS**

For top- and side-open charts. With 9 or 11 preprinted tabs. Tabs appear as follows: Admission Records -- White; History and PX -- Orange; Physicians Orders -- Red; Progress Notes -- Green; Nurses Notes -- Yellow; Medication & Treatment -- Gold; Lab & Spec. Reports -- Beige; Rehab & Therapy -- Light Blue; Consults -- Clear\*; Social Services -- Pink\*; Misc. Records -- Gray. NOTE: \* with 11 preprinted tabs.


- 220900 Side Open w/9 preprinted tabs
- 220901 Top Open w/9 preprinted tabs
- 220902 Side Open w/11 preprinted tabs
- 220903 Top Open w/11 preprinted tabs



**OMNIMED 16 PREPRINTED CHART DIVIDERS**

For top- and side-open charts. With 14 or 16 preprinted tabs. Tabs appear as follows: Admission Records - White; History and PX - Orange; Physicians' Orders - Red; Progress Notes - Green; Nurses' Notes - Yellow; Medication & Treatment - Gold; Lab & Spec. Reports - Beige; Rehab & Therapy - Lt. Blue; Consults - Clear; Social Services - Pink; Dietary - Turquoise; Activities - Peach; Care Plan - Lime; M.D.S. - Orange\*; Misc. Records - Gray; Advance Directives - Pink\*; \* with 16 preprinted tabs.

- 220906 Top Open w/14 preprinted tabs
- 220907 Side Open w/14 preprinted tabs
- 220910 Side Open w/16 preprinted tabs
- 220911 Top Open w/16 preprinted tabs



**OMNIMED CUSTOM PLASTIC DIVIDER SETS**

Customize a set of plastic chart dividers to suit your specific needs. Designed to enhance ring binders. Choice of side and top open styles. Compatible with other charting systems. Constructed of durable 14-gauge polyethylene. Plastic dividers are virtually indestructible and easily wiped clean. All dividers are quality hot stamped. 7 hole punched side open, 5 hole punched top open. Collated and wrapped.


17 bold colors available: white, orange, red, green, yellow, gold, beige, light blue, gray, clear, pink, peach, turquoise, lime, med. blue, mauve and lavender.

- 220001 1 Tab/Set
- 220002 2 Tab/Set
- 220003 3 Tab/Set
- 220004 4 Tab/Set
- 220005 5 Tab/Set
- 220006 6 Tab/Set
- 220007 7 Tab/Set
- 220008 8 Tab/Set
- 220009 9 Tab/Set
- 220010 10 Tab/Set
- 220011 11 Tab/Set
- 220012 12 Tab/Set
- 220013 13 Tab/Set
- 220014 14 Tab/Set
- 220015 15 Tab/Set

**OMNIMED CUSTOM MOLDED BINDER**

Design features smooth edges, semi-concealed rivets and additional ribs that add strength and reduce warpage. 2" rings accommodate 350+ sheets of paper, 1 1/2" rings accommodate 300+ sheets plus dividers. Specify 3 or 5 rings for side open. Specify 2, 3 or 5 rings for top open. Available in 9 designer colors, specify when ordering: blue, gray, plum, burgundy, forest green, mauve, med. blue, aqua and beige.

- 205009 1 1/2" Side Open
- 205010 1 1/2" Top Open
- 205007 2" Side Open
- 205008 2" Top Open



205020



205001

**OMNIMED EXTENDED CARE BINDER**

Constructed of highly durable and long-lasting molded polymer. Large capacity 2 1/2" rings for long-term patients. Holds over 400 sheets plus dividers. Three-ring top or side opening. 3 3/16" spine. Imprinted cover optional. Blue, burgundy, beige, aqua, forest green or mauve.

- 205020 Molded Side-Open Extended Care Binder
- 205021 Molded Top-Open Extended Care Binder

**OMNIMED POLYCHART RING BINDERS**

Binders resist stains, even in the lab. 1" ring capacity. Constructed of 100-gauge polyethylene. Quiet operation. Side and top hinge available with 3 rings, top hinge also available with 2 rings. Custom printing and imprinting optional. Available in beige, blue, gray, burgundy, mauve and med. blue. Specify color and number of rings when ordering.


- 205001 Side Open Polychart
- 207001 Top Open Polychart

**WELCON IRRIGATION TRAYS**

Trays available in a variety of packaging configurations to meet the various needs of the practitioner. Packaging: 20/case. Basic: 1 Syringe, 1 1200-ml Drainage Tray, 1 500-ml Graduate, 1 Plastic Backed Underpad, 1 Antiseptic Wipe. Complete: 1 Syringe, 1 1200-ml Drainage Tray, 1 500-ml Graduate, 1 Plastic Backed Underpad, 1 Antiseptic Wipe, 1 Tip Protector. With Solution: 1 Syringe, 1 1200-ml Drainage Tray, 1 110-ml Irrigation Solution, 1 Plastic Backed Underpad, 1 Antiseptic Wipe, 1 Tip Protector. With Pre-Filled Piston Syringe: 1 900ml Drainage Tray, 1 Normal Saline in Syringe Barrel w/tip protector, 1 Syringe Plunger, 1 Antiseptic Wipe, 1 Pair of Cuffed Gloves, 1 Plastic Backed Underpad.

**Sterile Irrigation Solutions - Bulk Packed, 48/cs**

- 6240 Sterile Saline For Irrigation, 100ml, Screw Top Container
- 6250 Sterile Water For Irrigation, 100ml, Screw Top Container



**OMNIMED BEAMATIC™ TRANSPORT SYSTEM**

Allows you to move I.V.'s, pumps and patient all at the same time. Features a unique base with a "flip-up" leg creating space for staff to walk and transport equipment. The accompanying multi-functional clamp easily attaches to I.V. stand and bed frame making transport a breeze.

- 741305 Transport System

**WELCON TRACHEOSTOMY TUBE HOLDER**

Latex free and hypoallergenic. Super soft for patient comfort. One piece design, saves time (no cutting or tying). Convenient, easy-to-use dispenser box. Individually packaged.

- 2710 Tracheostomy Tube Holder, 25/bx, 4 bx/cs



**BUSSE TRACHEOSTOMY CARE KIT**

Sterile. Includes all necessary components (except cleansing solutions) for care and cleaning of a tracheostomy cannula, sequentially packed in order of use. Packaging: 20/case. Each kit contains: 1 3-Compartment Plastic Tray, 1 Pair Gloves, 1 Cleaning Brush, 4 Gauze Sponges, 4" x 4", 4 Large Pipe Cleaners, 2 Cotton-Tipped Applicators, 1 Cotton Twill Tape, 1 Tracheostomy Dressing, 1 Large Polylined Drape, 16" x 18".

- 715 Tracheostomy Kit
- 713 Tracheostomy Kit w/removable basin



**BUSSE STERILE TRACHEOSTOMY CARE SET**

Set includes: tray w/2 compartments; 1 pair gloves; 1 pre-cut gauze tracheostomy dressing; 1 polylined towel/drape; Four 4" x 4" gauze sponges; 2 pipe cleaners; 3 cotton tipped applicators; flexible nylon bristle brush; 30" twill tape; 1 foam neck pad; 2 100ml packets hydrogen peroxide; 1 100ml container sterile saline solution.

- 800 Set w/hydrogen peroxide, 1 Pair Gloves, 1 Polylined Drape, 20sets/cs



711



714

**BUSSE STERILE TRACHEOSTOMY CARE SET WITH GLOVES**

Set includes: 3 compartment tray; 1 pair gloves; 1 pre-cut gauze tracheostomy dressing; 2 polylined towel/drapes; 4 4" x 4" gauze sponges, 6 pipe cleaners, 2 cotton tipped applicators; flexible nylon bristle brush; 30" twill tape.

- 711 Set w/extra towel & 2 extra pipe cleaners, Pkg 24 sets/cs

**BUSSE TRACHEOSTOMY CARE SET WITH HYDROGEN PEROXIDE**

Each kit contains: 1 3-Compartment Plastic Tray, 1 Pair of Gloves, 1 Tracheostomy Dressing, 1 Polylined Sterile Field, 4 Gauze Dressings, 4" x 4", 2 Pipe Cleaners, 2 Cotton-Tipped Applicators, 1 Cleaning Brush, 1 Twill Tape, 2 Packets of Hydrogen Peroxide, 1 oz.

- 714 Tracheostomy Care Set w/hydrogen peroxide, Pkg 20/cs



**BUSSE STERILE TRACHEOSTOMY CARE SET WITH FORCEPS**

Set includes: 3-compartment tray; 1 pair gloves; 1 pre-cut gauze tracheostomy dressing; 2 polylined towel/drapes; 1 pair forceps; 3 4" x 4" gauze sponges; 3 pipe cleaners; 3 cotton tipped applicators; flexible nylon bristle brush; 30" twill tape.

- 703 Set w/forceps & gauze dressing, Pkg 20 sets/cs
- 799 Set w/o gloves

**BUSSE STERILE TRACHEOSTOMY CARE SET WITH DRESSING**

Set includes: 3-compartment tray; 1 pre-cut gauze tracheostomy dressing; 2 polylined towel/drapes; 4 4"x4" gauze sponges; 6 pipe cleaners; 2 cotton tipped applicators; flexible nylon bristle brush; 30" twill tape.

710 Set w/pre-cut gauze dressing, Pkg 24 sets/cs



706



707

**BUSSE TRACHEOSTOMY CARE SET WITH SUCTION CATHETER**

Each kit contains: 1 Plastic Tray w/removable basin, 1 Pair of Gloves, 3 Tracheostomy Dressings, 2 Polylined Towel/Drapes, 4 Gauze Dressings, 4" x 4", 4 Pipe Cleaners, 2 Cotton-Tipped Applicators, 1 Cleaning Brush, 1 Twill Tape, 1 14 Fr Catheter.

706 Tracheostomy Care Set w/suction catheter, Pkg 20/cs

**BUSSE TRACHEOSTOMY DRESSING**

Sterile. Precut gauze of 4" x 4". Packaging: 50 each/dispenser box, 6 boxes/case.

707 Sterile Tracheostomy Dressing

**RUSCH SUCTION CATHETERS**

Made of red rubber tubing, these catheters are 16 feet long and are X-ray opaque. Whistle tip version has one side eye. De Lee model has a proximal eye and one side eye.

- 403900080 8F Whistle Tip Catheter, 10/bx
- 403900100 10F Whistle Tip Catheter, 10/bx
- 403900120 12F Whistle Tip Catheter, 10/bx
- 403900140 14F Whistle Tip Catheter, 10/bx
- 403900160 16F Whistle Tip Catheter, 10/bx
- 403900180 18F Whistle Tip Catheter, 10/bx
- 403900200 DC Size 20F Only Whistle Tip Catheter, 10/bx
- 403900220 DC Size 22F Only Whistle Tip Catheter, 10/bx
- 404300080 8F De Lee Catheter, 10/bx
- 404300100 10F De Lee Catheter, 10/bx
- 404300120 12F De Lee Catheter, 10/bx
- 404300140 14F De Lee Catheter, 10/bx



PS200-P



K870M-6

**CPI OUT AND ABOUT™ SYSTEMS**

PS202 Conserving Device System w/4 LPM CGA 870 Regulator, M-6 Cylinder & Shoulder Bag

**1 to 8 LPM Compact Regulator & Shoulder Bag**

- PS200-P M-6 Cylinder w/handtight post valve, Cannula, Wrench & Filled
- PS201 M-6 Cylinder w/post valve
- PS300-P M-9 Cylinder w/handtight post valve, Cannula, Wrench & Filled
- PS301 M-9 Cylinder w/post valve
- PS400-P D Cylinder w/handtight post valve, Cannula, Wrench & Filled
- PS401 D Cylinder w/post valve

**1 to 8 LPM Regulator & Cylinder Cart**

- PS500-P E Cylinder w/handtight post valve, Cannula, Wrench & Filled
- PS501 E Cylinder w/post valve

**CPI ALUMINUM CYLINDERS**

- K870M-6 M-6 Cylinder w/post valve, 165 Liter Capacity (3.2" Dia. x 11.6"L)
- K870ML-6 ML-6 Cylinder w/post valve, 165 Liter Capacity (4.38" Dia. x 8.4"L)
- K870M-9 M-9 Cylinder w/post valve, 248 Liter Capacity (4.38" Dia. x 10.9"L)
- K870D D Cylinder w/post valve, 415 Liter Capacity (4.38" Dia. x 16.5"L)
- K870E E Cylinder w/post valve, 682 Liter Capacity (4.38" Dia. x 25.6"L)



**CPI REGULATORS**

**Click-Reg Variable Flow Regulators**

- CP870-1UF 1/32 to 1 LPM, Unibody Yoke, CGA 870 Connection
- CP870-8UF 1/2 to 8 LPM, Unibody Yoke, CGA 870 Connection
- CP870-15UF .5 to 15 LPM, Unibody Yoke, CGA 870 Connection

**Variable Flow Dual Gauge Regulators**

- CP870-5AS 1/2 to 5 LPM, Swivel Yoke, CGA 870 Connection
- CP540-15AN 2 to 15 LPM, Nut & Stem, CGA 540 Connection

**Flowmeter Regulators w/Contents Gauge**

- CP870-15CF 15 LPM Thorpe Tube, Rigid YOke, CGA 870 Connection
- CP540-15CN 15 LPM Thorpe Tube, Nut & Stem, CGA 540 Connection

**Fixed Flow Regulators**

- CP870-50UFP Fixed Flow, CGA 870 Unibody Regulator, 50 PSI
- CP540-50NP Fixed Flow, CGA 540 Nut & Nipple Regulator, 50 PSI



CP2152



CP6205



CP6300-M6

**CPI CYLINDER CARTS AND RACKS**

- CP2158-E Black Stand For Single E Cylinder
- CP2152 Chrome Cart For E or D Cylinder
- CP2152A Adjustable Chrome Cart For E or D Cylinder
- CP6205 Dual E or D Cylinder Cart
- CP2159 Chrome Wheelchair Bracket For E or D Cylinder
- CP6060 6 Cylinder Rack For E or D Cylinders
- CP6061 6 Cylinder Cart w/2 wheels for E or D Cylinders
- CP6120 12 Cylinder Rack For E or D Cylinders
- CP6121 12 Cylinder Cart w/2 wheels for E or D Cylinders
- CP6124 12 Cylinder Cart w/4 wheels for E or D Cylinders
- CP6180 18 Cylinder Rack For E or D Cylinders
- CP6184 18 Cylinder Cart w/4 wheels for E or D Cylinders
- CP6240 24 Cylinder Rack For E or D Cylinders
- CP6244 24 Cylinder Cart w/4 wheels for E or D Cylinders
- CP6400 40 Cylinder Rack For E or D Cylinders
- CP2162 6 Cylinder Basket For M4 or M6 Cylinders
- CP6300-M6 30 Cylinder Rack For M6 Cylinders
- CP6304-M6 30 Cylinder Cart w/4 wheels for M6 Cylinders
- CP6600-M6 60 Cylinder Rack For M6 Cylinders
- CP6604-M6 60 Cylinder Cart w/4 wheels for M6 Cylinders
- CP6108 Cart For M60 Cylinder
- CP6110 Cart For Large Cylinders
- CP2158-M60 Chrome Stand For Single M60 Cylinder
- CP2158-MM Chrome Stand For Single MM Cylinder



**INVACARE OXYGEN CONCENTRATORS**

Pressure-based software automatically adjusts valve cycle time to compensate for altitude, filter condition, line voltage and compressor maturity, assuring consistently high oxygen concentrations. Four-way valve shifts based on pressure, not on time. Valve shifts when pressure in sieve bed is optimal for delivering peak concentrations of oxygen. .5 lpm peak flow. Filters are designed for maximum life. Quick-disconnect fittings on the wire harness make service a snap. Audible alarms. Five year warranty.

IRC5LX Concentrator, 5L w/o SensO2

**ALLIED OXYGEN TUBING**

**Smooth Bore Tubing w/Nipple**

- 64199 4 ft, 50/cs
- 64200 7 ft, 50/cs
- 64202 8 ft, 50/cs
- 64221 10 ft, 25/cs
- 64203 100 ft, 1/cs

**Sure-Flo Tubing w/Nipple**

- 64228 4 ft, 50/cs
- 64230 7 ft, 50/cs
- 64229 10 ft, 25/cs
- 64231 15 ft, 25/cs
- 64235 20 ft, 25/cs
- 64232 25 ft, 25/cs
- 64233 35 ft, 20/cs
- 64234 50 ft, 10/cs
- 64236 100 ft, 10/cs



**ALLIED QUICK CONNECT™ OXYGEN TUBING**

- Soft, flexible vinyl tubing for oxygen administration. Includes easy to attach connectors which fit most source adapters.
- 64330 7 ft, 50/cs
  - 64331 15 ft, 25/cs
  - 64332 25 ft, 25/cs

**ALLIED NASAL CANNULAS**

**Cannula w/Smooth Bore Sure-Flo Tubing & Green Tint Nasal Prongs**

- 64207 4 ft, 50/cs
- 64206 8 ft, 50/cs
- 64210 10 ft, 25/cs
- 33208 Clear Cannula Only, 50/cs
- 33504 Infant Clear Cannula w/7 ft Tubing, 50/cs
- 33505 Infant Clear Cannula w/7 ft Tubing, 25/cs
- 33604 Pediatric Clear Cannula w/7 ft Tubing, 50/cs
- 33245 Clear Cannula w/50 ft tubing, 10/cs
- 33800 Pedi Softie Cannula Curved Tip, 50/cs
- 33801 Adult Softie Cannula Curved Tip, 50/cs



**HUDSON RCI CANNULA & TUBING**


- 1101 Pediatric Cannula, w/curved, nonflared nasal tips, 50/cs
- Over-the-Ear Cannula w/curved**
- 1103 Nonflared nasal tips, 50/cs
  - 1104 Flared nasal tips, 50/cs
  - 1108 Flared nasal tips, w/o Tubing, 50/cs
  - 1109 Nonflared tips, w/o Tubing, 50/cs
  - 1110 Nonflared nasal tips, w/7 ft STAR LUMEN Tubing, 50/cs
  - 1810 Nonflared nasal tips & 14 ft STAR LUMEN Tubing, 50/cs
  - 1812 Nonflared nasal tips & 25 ft STAR LUMEN Tubing, 25/cs

**SOFTECH™ Adult Cannula**

- 1820 w/7 ft STAR LUMEN Tubing, 50/cs
- 1822 w/7 ft STAR LUMEN Tubing & Universal Connector, 50/cs
- 1824 w/25 ft STAR LUMEN Tubing & Universal Connector, 25/cs

**SOFTECH™ Pediatric Cannula**

- 1826 w/7 ft STAR LUMEN Tubing & Universal Connector, 50/cs



**INVACARE TUBING**

- MS4107 7 ft Crush Resistant Lumen Oxygen Tubing, 50/cs
- MS4121 21 ft Crush Resistant Lumen Oxygen Tubing, 25/cs
- MS4150 50 ft Crush Resistant Lumen Oxygen Tubing, 15/cs
- MS4200 100 ft Roll Corrugated Aerosol Tubing, Cut Every 6"

**INVACARE CANNULAS**

- MS3110 Nasal Cannula, Curved Tip w/7 ft crush resistant tubing, 50/ctn
- MS3120 Extra Soft Cannula, Curved Tip w/7 ft crush resistant tubing, 50/ctn



**ALLIED B & F CORRUGATED TUBING**

- Segmented every 6".
- 81329 Warm Mist Application, 100 ft roll (on contract)
  - 81340 6" w/mouthpiece, 50/cs
  - 81343 6", 50/cs
  - 81344 12", 50/cs
  - 81345 39", 50/cs
  - 81346 48", 50/cs
  - 81347 60", 50/cs
  - 81348 72", 50/cs

**ALLIED AEROSOL MASK**

- Packaging: 50/case.
- 60280 Face Tent
  - 64085 Mask w/Nebulizer & Tubing
  - 64093 Pediatric Mask Only
  - 64095 Pediatric Mask w/Nebulizer & Tubing
  - 61075 Adult Trach Mask
  - 61076 Pediatric Trach Mask
  - 64083 Elongated, Adult, Under The Chin

**CPI OXYGEN CONSERVATION DEVICE**

- Average 7:1 oxygen conservation ratio. Excellent oxygen cost savings to the home care provider. Allows patients to use smaller and lighter cylinder systems. Clinically proven to be equivalent to continuous flow. Over 14 clinical studies of DODS technology. Tested by leading authorities in pulmonary medicine. Effective during rest and exercise. Easy to read and use display. Large 1/2" digital flow selection display. Push button flow selector. Illuminated battery tester. Illuminated and audible apnea alarm. Can be used 24 hours a day. 15 second delay apnea alarm. Uses standard "C" size battery. Includes coiled and standard supply tubing, cannula, cannula connector, padded carrying case and instruction booklet.
- PSC101 M2 Cylinder Consaver System
  - PSC201 M6 Cylinder Consaver System, Shoulder Bag
  - PSC201-3 M6 (3) Cylinder Consaver System, Shoulder Bag
  - PSC202 M6 Cylinder Consaver System, Horizontal Bag
  - PSC202-3 M6 (3) Cylinder Consaver System, Horizontal Bag
  - PSC301 M9 Cylinder System



**INVACARE PORTABLE COMPRESSED OXYGEN SYSTEMS**

- HP4021 System "E" Size, No Gauge
- HP4121 System "D" Size, No Gauge
- HP5001 Accessories: Two Wheeled Cart For Three Cylinders, 2/cs



**INVACARE VENTURE DEMAND OXYGEN DELIVERY DEVICES**

- IDD212EX Enhanced Venture Pack 212
- IDD211EX Enhanced Venture Pack 211



**ALLIED VARIABLE SELECT OXYGEN MASKS**

Available in pediatric and adult sizes. Both feature 24% to 50% diluter, humidification hood, color-coded venturi and 7' of tubing. Packaging: 50/case.

- 64008-SF Adult Mask, w/diluter
- 64003 Pediatric Mask, w/diluter



**INVACARE MASKS**

- MS3250 Tracheostomy Mask, Adult, 50/cs
- MS3251 Tracheostomy Mask, Pediatric, 50/cs

**ALLIED SCHUCO® HOME CARE NEBULIZER**

Five-year warranty. Delivers maximum medication in a minimum amount of time. 7.6-L flow. Two stage filter system for super clean air. Low sound level for unobtrusive home therapy. Lightweight, rugged construction for easy, convenient, trouble-free operation.

- S3000 Schuco Home Care Nebulizer (on contract)
- S641057 White Felt Filter For #125
- S641034 Black Foam Filter For #125



**OMRON MICRO-AIR™ ULTRASONIC NEBULIZER SYSTEM**

Lightest, most compact nebulizer in the A.I.R.S. line. Weight 8 ounces. Portable. Operates on 4 "AA" batteries and includes an AC adapter. Particle size range from 1 to 7 microns and 98% medication delivery. Featuring a practical .3 ml delivery rate and the lowest required solution volume to achieve nebulization at only .1 ml. No need for spacing device since this nebulizer features a soft aerosol delivery without blasts of medication. Quiet, ultrasonic delivery with a choice of mask or mouthpiece therapy. Ozone friendly, no CFCs.

- Accessories: AC adapter, mask, mouthpiece, carrying case and mesh caps.
- NE-U03V MICRO-Air™ Ultrasonic Nebulizer System w/Instructional Video
- U1002 AC Adapter 220V
- U1006 Rinse Bottle

**OMRON ULTRA-AIR™ ULTRASONIC NEBULIZER**

Ultra-Air has a 2.4 MHz transducer with a particle size of 1 to 5 microns for greater respirable mass. Transducer is isolated from the medication cup for longer life. Operates silently and has separate controls. Disposable medication cup has a 6 ml capacity. Adjustable positive pressure delivery system. Compact, portable design and weights less than two pounds. Bright LEDs indicate "power on" and "battery status". Runs on standard AC power and can easily upgrade to battery operation. 2 year warranty.

NE-U07 Ultrasonic Nebulizer

**Accessories**

- U07-1 Medication Cup Set
- U07-2 Charger Set
- U07-3 Rechargeable Battery
- U07-4 Air Filters
- U07-5 Mouthpiece
- U07-6 Cover Assembly
- U07-8 Fan
- U07-9 Medication Cup Holder
- U07-10 Carrying Case
- U10-1 Aerosol Mask Adult Set (3 pcs)
- U10-2 Aerosol Mask Pediatric Set (3 pcs)
- U10-4 Inhalation Hose



**SUNRISE MEDICAL PULMO-AIDE TRAVELER® COMPRESSOR/NEBULIZER**

Designed for portability (AC, DC or battery), this aerosol delivery system is ideal for asthmatics with an active lifestyle. Produces an average nebulization rate of .15-.35 ml/minute. 5.6" W x 4" H x 11.1" D. 120V AC, 60 Hz, 12-18 V DC, 12 V 3.0 amp/hour battery, 38 watts maximum. Includes a Pulmo-Neb® 10 ml disposable nebulizer, battery, AC to DC adapter/charger, 12-V DC power cord, nylon carrying case with shoulder strap, extra filters, and two-year warranty (battery 90 days).

- 6710D Pulmo-Aide Traveler
- 6710D-606 Accessory Kit (Battery, Case, Video)
- 3650D Lt. AC Compressor w/2 Prong Polarity

**OMRON PEAK-AIR™ PEAK FLOW METER**

Designed for asthma management. Hand-held device measures Peak Expiratory Flow Rate (PEFR). Has both adult and pediatric graduations. Reusable mouthpiece and durable plastic housing clean easily with soap and water.

- PF9940 Peak Flow Meter



**ALLIED AEROSOL NEBULIZER**

Hand-held unit with sure seal jar/cap, shaped mouthpiece, tee and tubing. Pkg: 50/cs.

- 61399 Nebulizer Complete w/6" Flex Tubing
- 61401 Nebulizer w/7 ft Tubing Only
- 61403 Nebulizer Set w/o Tubing
- 61400 Nebulizer Complete w/7 ft Tubing
- 61405 Same as #61399 w/O-Ring
- 61406 Same as #61400 w/O-Ring

**Accessories**

- 81351 IPPB Circuit, Universal, Manifold Nebulizer Assembly, Corrugated Tube, 2 Supply Lines, Mouthpiece, 2 Bird Adapters & Drive Line Tee Adapter, 50/cs
- 61404-B Tee Only, 50/cs
- 64441 Mouth Piece Only, 100/cs
- 81360 IPPB Circuit, AP5/AP4, 39", 50/cs



IRC1198



MS2200



IRC1192



MS2110



IRC1001

**INVACARE AEROSOL THERAPY PRODUCTS**

- IRC607 Invacare Mobilaire 50 PSI Compressor
- IRC1140 Disposable Collection Bottles & Tubing, 9/cs
- IRC1198 TruZone, Peak Flowmeter w/ColorZone System, 10/cs
- MS2200 Disposable Sidestream Nebulizer (10ml capacity), 50/cs
- MS2400 Durable Sidestream Nebulizer (10ml capacity), Mouthpiece & 7 ft tubing (1 yr warranty), 10/cs
- IRC1192 Envoy Aerosol Compressor
- IRC1192D Envoy Aerosol Compressor w/durable sidestream
- MS2110 Mobil Mist Nebulizer (5ml capacity) w/T-Piece, mouthpiece, 7 ft tubing & 6" Flextool, 50/cs
- MS2120 Mobil Mist Nebulizer (5ml cap.) w/pediatric mask & 7 ft tubing, 50/cs
- IRC1001 Envoy Junior Aerosol Compressor



**SUNRISE MEDICAL PULMO-AIDE® COMPRESSOR/NEBULIZER**

Complete aerosol delivery system, suitable for adult or pediatric use, produces an average nebulization rate of .15-.35 ml/minute. AC compressor has storage compartment for nebulizer/medication, molded carrying handle for easy transporting, Velcro power cord strap, and a five-year warranty. 10.1" W x 10.5" H x 6.5" D, 115 V AC, 60 Hz, 1.3 amps, 90 watts max., two-wire cord. Includes a Pulmo-Neb® 10 ml disposable nebulizer and extra filter. U.L. listed.

- 5650D Pulmo-Aide
- 5650H Pulmo-Aide w/three-wire cord
- 4650D Pulmotate, 3 Prong Cord
- 46502 Pulmotate, 2 Prong Cord



**OMRON COMP-AIR™ COMPRESSOR/NEBULIZER SYSTEMS**

Features a piston pump with a metal cylinder for precise specifications and long life. Delivers a minimum of 27 psi and 9 lpm free flow. May be utilized in either horizontal or vertical position. Five-year limited warranty.

- 9911 Replacement Nebulizer Kit, 50/cs
- 9920 Adult Mask
- 9921 Pediatric Mask
- 9930 Filters, 5/bg
- NE-C16 Comp-Air™ Compressor/Nebulizer
- 9936 NE-C16 Instructional Video, English & Spanish



**INVACARE HUMIDIFIERS**

- 3260 Unfilled Humidifier 500 ml, 50/cs



**ALLIED B & F HUMIDIFIER**

For single patient use. Disposable. Features Sure Seal cap, full and low volume lines for safe performance, audio alarm valve 3 PSI (-/+ 0.5 PSI). Packaging: 1/pkg, 50/case.

- 64375 Humidifier w/plastic nut, 3 PSI Pressure Relief
- 64376 Humidifier w/metal nut, 3 PSI Pressure Relief
- 64378 Humidifier w/metal nut, 6 PSI Pressure Relief
- 64377 Humidifier w/plastic nut, 6 PSI Pressure Relief



**SUNRISE MEDICAL DEVILBISS HORIZON® SLEEP PRODUCTS**

- 7355D Horizon BiLevel Nasal CPAP System, Tubing & Carrying Case
- 7353D Horizon Standard Nasal CPAP System, Tubing & Carrying Case
- 7354D Horizon AutoAdjust Nasal CPAP System, Tubing & Carrying Case
- 8000-RD Horizon Lt. Nasal CPAP System w/tubing & carrying case
- 8001-RD Horizon Lt. Nasal CPAP System w/hour meter
- 8000S Same as #8000 w/small mask
- 8000M Same as #8000 w/medium mask
- 8000L Same as #8000 w/large mask
- 8001S Same as #8001 w/small mask
- 8001M Same as #8001 w/medium mask
- 8001L Same as #8001 w/large mask



**CPI ASPIRATORS AND COMPRESSORS**

- 6250 Compressor Nebulizer
- 2250 Mobile Stand w/center drawer & casters
- 6240 Heavy Duty 50 PSI Compressor For Continuous Aerosol Therapy
- 2130-8002CP 800cc Plastic Replacement Suction Canister
- 2130-1202CP 1200cc Plastic Replacement Suction Canister
- ASP-031 Bar "J type" For 6240
- ASP-034 1/4" x 18" Connecting Tube
- ASP-035 1/4" x 6 ft Connecting Tube
- ASP-034A Suction Tube Set (18" & 6 ft tubing)
- ASP-036 Hydrophobic Filter

**RUSCH SUCTION CATHETERS**

Made of red rubber tubing, these catheters are 16 feet long and are X-ray opaque. Whistle tip version has one side eye. De Lee model has a proximal eye and one side eye. Pkg: 10/bx.

**Whistle Tip**

|           |     |
|-----------|-----|
| 403900080 | 8F  |
| 403900100 | 10F |
| 403900120 | 12F |
| 403900140 | 14F |
| 403900160 | 16F |
| 403900180 | 18F |
| 403900200 | 20F |
| 403900220 | 22F |

**De Lee**

|           |     |
|-----------|-----|
| 404300080 | 8F  |
| 404300100 | 10F |
| 404300120 | 12F |
| 404300140 | 14F |



**RUSCH BAKER JEJUNOSTOMY TUBE**

PVC. Latex balloon. Graduated. Suction control adapter. X-ray opaque. Sterile. Single use.

|        |                  |
|--------|------------------|
| 655412 | 12F, 72" length  |
| 655316 | 16F, 108" length |
| 655520 | 20F, 108" length |



**ORION GASTROSTOMY CATHETERS**

Professional grade silicone G-tube for long-term use with a radiopaque tip for visualization and correct placement. The connector cap facilitates in the reduction of contamination between feedings and two side ports are conveniently located on our G-tube to aid in irrigation and medication delivery. Packaging: 2/case unless noted.

|      |                       |
|------|-----------------------|
| 2125 | 12FR, 5cc             |
| 2145 | 14FR, 5cc             |
| 2163 | 16FR, 30cc            |
| 2165 | 16FR, 5cc             |
| 2183 | 18FR, 30cc            |
| 2185 | 18FR, 5cc             |
| 2203 | 20FR, 30cc            |
| 2223 | 22FR, 30cc            |
| 2243 | 24FR, 30cc            |
| 2299 | Y-Site Adapter, 50/cs |

**FLEXIFLO® GASTROSTOMY TUBE**

For use in an existing stoma as a replacement tube or as a primary catheter in place of a Foley or de Pezzer catheter (when the tract is created using the Stamm or Witzel procedure). Medical-grade silicone tube material is biocompatible and flexible. Y-port connector permits irrigation and medication administration without disconnecting feeding set. Centimeter graduations allow assessment of potential tube migration. Triangular skin disc is easily adjusted to maintain correct tube position. Feeding port at distal end of tube permits optimal flow.

|       |       |
|-------|-------|
| 152   | 14 Fr |
| 153   | 16 Fr |
| 154   | 18 Fr |
| 155   | 20 Fr |
| 156   | 22 Fr |
| 159   | 24 Fr |
| 50158 | 26 Fr |



**DERMA SCIENCE NG STRIP™ NASAL TUBE FASTENER**

Nasal tube fastener is made of a flexible material coated with a skin-friendly adhesive resulting in a macroporous fastener that minimizes the chance of irritation, blistering and skin shear. One piece design helps avoid tube pressure on nose which can cause tissue necrosis. Remains securely in place until removed. Packaging: 10 boxes/case.

|      |  |
|------|--|
| NG25 | Adult, 25 Individually Wrapped Strips, 25/bx |
| NG40 | Pediatric, 10/pouch, 4 pouches/bx            |
| NG50 | Adult, 10/pouch, 5 pouches/bx                |
| NG60 | Infant, 10/pouch, 6 pouches/bx               |



**ORION NASOGASTRIC FEEDING TUBES**

The Radius™ nasogastric tube has a shorter, smoother, nonweighted, bullet tip. The Radius tip has no dead space to impede flow or encourage precipitate. The Radius tip has an exit port area 24% larger than comparable tips. Feeding tube design criteria: advanced anti-clog tip, no weights, water activated lubricant, tube identification, and one piece stylet. Packaging: 10/case.

**Non-Sterile**

|      |                  |
|------|------------------|
| 136N | 10Fr 36" w/o Sty |
| 136S | 10Fr 36" w/Sty   |
| 145N | 10Fr 45" w/o Sty |
| 145S | 10Fr 45" w/Sty   |
| 236N | 12Fr 36" w/o Sty |
| 236S | 12Fr 36" w/Sty   |
| 245N | 12Fr 45" w/o Sty |
| 245S | 12Fr 45" w/Sty   |
| 622N | 6Fr 22" w/o Sty  |
| 622S | 6Fr 22" w/Sty    |
| 636S | 6Fr 36" w/Sty    |
| 822N | 8Fr 22" w/o Sty  |
| 822S | 8Fr 22" w/Sty    |
| 836N | 8Fr 36" w/o Sty  |
| 836S | 8Fr 36" w/Sty    |
| 845N | 8Fr 45" w/o Sty  |
| 845S | 8Fr 45" w/Sty    |

**Sterile**

|      |                 |
|------|-----------------|
| 515N | 5Fr 15" w/o Sty |
| 522N | 5Fr 22" w/o Sty |
| 522S | 5Fr 22" w/Sty   |
| 615N | 6Fr 15" w/o Sty |



**MEDICAL DEVICES ENTERAL ADMINISTRATION SETS**

Provides the generic alternative to a name brand bag or tubing set. Designed to function with most popular brands of enteral pump equipment. Bags manufactured of medical grade PVC and calibrated in 100-ml increments. Push-N-Seal™ cap creates a positive seal to prevent leakage. Includes attached 1200ml bag. Packaging: 30/case.

|         |  |
|---------|--|
| 53F1003 | Generic Ross Flexiflo III®                       |
| 53G1000 | Gravity Gavage®                                  |
| 53K1000 | Generic Kangaroo®, Generic Corpak®, Generic KMI® |

**WELCON RATESAVER® ENTERAL FEEDING PUMPS**

Large, easy to read LED display and user interface messages. Full function memory retains rate, dose volume, and total volume infused when turned off. Touch sensitive keypad allows for positive response and audible key contact. Visual and audible alarms include no flow/occlusion, low battery, dose delivery complete, error, and hold. Set out and door open on appropriate models. Built in battery charges whenever plugged into AC outlet and provides at least 7 hours of portable operation. Easily accessed diagnostic test modes allow user to verify proper functioning of critical components. Easy to set flow rates from 1-300 ml/hr. Easy to read volume delivered 1-9999 ml. Easy to read dose volume limit 1-9999 ml. Low occlusion pressure (less than 15 PSI). Built in clamp assembly easily mounts to virtually any IV pole. Compact, lightweight design that is exceptionally easy to clean.

- RS-1 Feeding Pump
- RS-2 Feeding Pump w/set detection
- RS-3 Feeding Pump w/set detection & security

**WELCON ULTRAFLO® ENTERAL FEEDING DISPOSABLES**

8 ft tubing length allows for greater patient mobility. Built-in pouch on 1500ml bags adapt to a variety of uses. The 6-step connector allows usage of over 80 different nasogastric tubes and gastrostomy tubes. All bags manufactured of Class VI foodgrade vinyl assures formula integrity. Packaging: 30/case.

- UK100 Pump Set w/spike, Fits Pre-Filled Containers
- UC1500 1500ml Spikeable Enteral Feeding Bag
- UI300 300ml Intermittent Feeding Container w/preattached gravity set
- UG1000 1000ml Top Fill Container w/pre-attached gravity administration set
- UG1500 1500ml Deluxe Top Fill Container w/pre-attached gravity administration set
- UG500 500ml Top Fill Container w/pre-attached gravity administration set
- UK1000 1000ml Top Fill Container w/pre-attached pump set
- UK1500 1500ml Top Fill Container w/pre-attached pump set
- UK500 500ml Top Fill Container w/pre-attached pump set
- UA201 Universal Y Adapter w/flushing port



76



83

**ROSS FLEXIFLO®-III ENTERAL NUTRITION PUMP AND SET**

Computer controlled pump offers flow rates from 1-300 ml/hr in 1-ml/hr increments. Battery allows portable use. Easy-to-read digital displays show rate selected, volume fed, and dose to be fed. Visual and audible alarms for prompt detection of problems. Tie-in to nurse call station.

- 493 Toptainer® Bag w/Flexiflo-III Pump Set
- 52 Easy Feed Bag w/Flexiflo-III Pump Set
- 76 Flexiflo-III Enteral Pump
- 93 Topfill Bag w/Flexiflo-III Pump Set

**ROSS FLEXIFLO® COMPANION® ENTERAL NUTRITION PUMP**

Lightweight, compact nutrition pump offers flow rates from 5-300 ml/hr in 1-ml increments. Easy to load: cassette snaps in; no tubing to thread, loop or wrap. Display panel shows flow rate, and volume fed. Visual and audio alarms for prompt detection of problems. Ambulatory transporter allows greater patient freedom and mobility. Long battery life (8 hours at 150 ml/hr when fully charged).

Highly versatile; may be used with choice of Flexiflo® enteral nutrition containers.

- 00504 Ambulatory Companion® Transporter
- 00507 Ambulatory Bag w/Companion® Pump Set
- 494 Toptainer® w/Companion® Pump Set
- 68 Flexitainer® 500 ml
- 69 Flexitainer® 1000 ml
- 71 Top Fill Bag w/Companion® Pump Set
- 83 Flexiflo Companion® Enteral Pump
- 86 Companion® Pump Set

**ROSS FLEXIFLO® QUANTUM™ ENTERAL PUMP**

Delivers feeding only or feeding and automatic tube flushing to reduce tube clogging. Automatic, 25-mL tube flush delivered every hour and before alarm sounds for empty, dose complete and low battery to reduce tube clogging. Flow rates of 1 to 300 mL/hr in 1 mL increments.

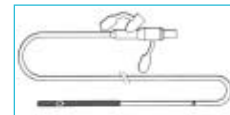
- 50596 Flexiflo Quantum® Pump



**ROSS FLEXIFLO® EASY-FEED™ ENTERAL NUTRITION BAG**

Strong, dependable hanging ring. Comes with pre-attached screw cap and large filling port. Bag opens easily to receive liquid during filling. 1000-ml capacity with easy-to-read graduations. Bottom exit port allows complete drainage. Sets are pre-attached for a one-piece system. Packaging: 30/case.

- 51584 500-ml Container w/pre-attached gravity set
- 56 1000-ml Container w/pre-attached gravity set



**ROSS FLEXIFLO® ENTERAL FEEDING TUBES**

Sterile radiopaque tubes of premium, implant-grade urethane material resist collapse during aspiration. Flow-through stylet has blunt tip which will not puncture tube. Y-connector has two openings which eliminate need to disconnect feeding set when adding medication or irrigating tube. Location of feeding ports provides superior flow characteristics. Packaging: 10/case.

**36" Tubes, Opaque Unless Noted**

- 471 8 Fr w/stylet and bolus
- 474 12 Fr
- 477 14 Fr
- 50124 12 Fr, Clear
- 50138 16 Fr, Clear

**45" Tubes, Opaque**

- 472 8 Fr w/bolus
- 473 8 Fr w/stylet and bolus
- 475 12 Fr w/stylet and bolus
- 476 10 Fr w/stylet and bolus

**BD EPILOR® LOSS OF RESISTANCE SYRINGE**

- 405207 Plastic, 10cc Luer-Slip Syringe, 10/bx, 5 bx/cs

**RUSCH ENTERAL FEEDING TUBES**

Non-sterile single-use polyurethane feeding tubes have X-ray opaque stripe and prelubricated, preinserted stylet. Patented high flow outlet port design. Tungsten weighted unless noted. Color coded for length. Package: 10/box

- E080845 TWIN-PORT® "Y" Connector - 8 Fr, 3.3 g, 45" length w/stylet

**NOVARTIS CITROTEIN®**

Provides fruit-flavored liquid nutrition for patients requiring oral supplementation. Low in fat, lactose and gluten free, low residue and is appropriate for fortification of the clear liquid diet. Offers a clear alternative to "milky" type supplements.

- 15730000 Punch Flavored, 14.16 oz Cans, 12/cs



19944700

**NOVARTIS COMPAT® ENTERAL FEEDING PUMP AND ADMINISTRATION SETS**

- 199235 COMPAT Pump
- 199207 Pump Set w/piercing spike, 30/cs
- 199212 500 mL Container w/pump set, 30/cs
- 199213 1000 mL Container w/pump set, 30/cs

**NOVARTIS COMPAT® DUALFLO™ ADMINISTRATION SETS**

- 19944700 1000mL Vinyl Bag w/1000mL Water Bag Dual-Flo, 30/cs
- 19940700 Piercing Spike w/1000mL Water Bag Dual-FLO, 30/cs

**NOVARTIS COMPAT® DUALFLO™ ENTERAL FEEDING PUMP**

An advanced delivery system designed to administer tube feeding formula and water for patient hydration. Users can program the pump to provide individualized patient hydration protocols, automatic flushes of the feeding tube or formula at pre-set strength. Its delivery set security doors reduce the chance of set dislodgement and enable the immediate detection of a free flow. Audio-visual alarms indicate empty container, occluded line, dose delivered, low battery, and open delivery set door. Also features automatic priming of the delivery set.  
19925500 DualFlo™ Pump (3 yr leasing available)



**NOVARTIS COMPAT® BAGGLE™ ADMINISTRATION SETS**

A top filled, semi-rigid container with pre-attached delivery set which saves time and eliminates the need to inventory two items. The 58mm top-fill opening minimizes spills and waste. The sure-grip, semi-rigid container is shaped for convenient filling and hanging, with easy view graduations for accurate readings. Comes with a non I.V. compatible dispensing connector.

- 19931300 1000mL Container w/preattached pump set, 30/cs
- 19921000 500mL Container w/preattached gravity set, 30/cs
- 19921100 1000mL Container w/preattached gravity set, 30/cs
- 19931200 500mL Container w/preattached pump set, 30/cs



19923500



19924500

**NOVARTIS COMPAT® ENTERAL FEEDING PUMP**

A versatile, lightweight, easy-to-use pump for the administration of all enteral formulas. It has audio/visual alarms which signal the following conditions: occlusion/empty container, battery on, low battery, rate change, dose complete and free flow/runaway. The pump's memory retains infusion rate, volume delivered, dose limit and accumulated volume, even after the pump is turned off. Easy to set up and adjust and is designed for accuracy.  
19923500 Pump w/memory with dose limit (3 yr leasing available)

**NOVARTIS COMPAT® SELECTFLO™ ENTERAL FEEDING PUMP**

Offers an easy to understand keypad and display along with simplified programming. Just set the rate and start the pump. Volume delivered automatically accumulates. Has the added security feature of a delivery set security door and can maintain formula delivery even if the pump is not level. Used with the baggle cage accessory and transport case, it becomes easily transportable. Audio and visual alarms signal the following conditions: low battery, occlusion/empty container, open delivery set door, hold error and flow error. The automatic set filling feature saves nursing time. (3 yr leasing available)

- 19924500 Compat® SelectFlo™ Pump
- 19946600 Baggle Cage
- 19946500 Transport Case



19930700

**NOVARTIS COMPAT® PIERCING SPIKE ADMINISTRATION SETS**

Can be used with most spikeable vented and/or collapsible feeding containers. Reduces risk of contamination, reduces nursing time and provides accurate flow rate. Flow control can be adjusted manually for gravity feedings.  
19930700 Pump Delivery Set w/piercing spike, 30/cs



**NOVARTIS COMPAT® REPLACEMENT PRODUCTS**

**Adapters, 5/cs**

- 8701300 Universal "Y" Adapter w/"Y" adapter, Small
- 8803000 Replacement Plug-In Adapter "Y" Adapter, Large
- 8750300 Replacement Plug-In Universal "Y" Adapter, Medium

**Gastrostomy Tubes 5/cs**

- 8742400 24 FR Replacement G-Tubes (15cc balloon)
- 8742800 28 FR Replacement G-Tubes (15cc balloon)
- 8741800 18 FR Replacement G-Tubes (15cc balloon)
- 8742000 20 FR Replacement G-Tubes (15cc balloon)
- 8742200 22 FR Replacement G-Tubes (15cc balloon)
- 8741400 14 FR Replacement G-Tubes (5cc balloon)
- 8741600 16 FR Replacement G-Tubes (15cc balloon)

**Nasogastric Tubes, 10/cs**

- 8310700 14 FR Tube w/"y" port, open flow-thru stylet free
- 8310400 8 FR Tube w/side port, wtd bolus stylet
- 8310500 12 FR Tube w/side port, wtd bolus stylet
- 8310600 10 FR Tube w/"y" port, wtd. Bolus stylet
- 8310100 8 FR Tube w/side port, wtd bol stylet free
- 8310200 12 FR Tube w/side port, wtd bol stylet free
- 8310300 12 FR Tube w/side port, open flow-thru end stylet



8801400



19921600

**NOVARTIS COMPAT® SPECIALTY PRODUCTS**

Jejunal feeding tubes.

- 8801400 Surgical Jejunostomy Tube Kit, 5/cs
- 8800000 28/12 FR Gastrostomy/Jejunostomy Kit
- 8230100 9/18 FR Stay-Put Nasojej. Fdg/Gastr. Decompress. Tube/(Endo./Fluoro.Placement)
- 8230200 9/18 FR Stay-Put Nasojej. Fdg/Gastr. Decompress. Tube/(Interoperative)
- 8230300 9/18 FR Stay-Put Nasojej. Fdg. Tube/(Endo./Fluoro.Placement)
- 7128400 5 FR Jejunostomy Kit, 10/cs
- 7128700 7 FR Jejunostomy Kit, 10/cs

**NOVARTIS COMPAT® TWIST CAP ADMINISTRATION SETS**

A vinyl bag with pre-attached pump set features a rigid wide-mouth angled funnel opening that makes pouring easy and prevents spills and waste. Orders can be easily written directly on the bag in the patient information area. Graduations in 50mL increments make it easy to read and allow for better accuracy when filling.

- 19921600 1000mL Vinyl Bag w/preattached gravity set, 30/cs
- 19934700 1000mL Vinyl Bag w/preattached pump set, 30/cs



**NOVARTIS COMPLEAT® PEDIATRIC**

Ready-to-use, blenderized tube feeding formulated from traditional foods including meat, fruit and vegetables. Specifically designed for children ages 1-10.  
14240000 Blenderized, 250mL Cans, 24/cs



**NOVARTIS COMPLEAT® MODIFIED**

A ready-to-use, blenderized tube feeding formulated from traditional foods including meat, vegetables and fruit.

- 14010000 Blenderized, 250mL Cans, 24/cs
- 14140100 1000mL Closed System Containers, 6/cs
- 14142000 1500mL Closed System Containers, 6/cs



30710000



18550000

**NOVARTIS DIABETISOURCE®**

Specialized formula made from traditional food ingredients which is designed for patients with diabetes and stress induced hyperglycemia.

- 30710000 250mL Cans, 24/cs
- 30710100 1000mL Closed System Containers, 6/cs
- 30712000 1500mL Closed System Containers, 6/cs

**NOVARTIS FIBERSOURCE™ HN**

Provides concentrated nutrition with 1.2 calories per mL, 100% soy protein, 100% of the RDI in 1400 calories and a blend of soluble and insoluble fiber. Appropriate for short- and long-term tube feeding, and has a mild, slightly sweet taste for oral use.

- 18550000 Vanilla, 250mL Cans, 24/cs
- 18520100 1000mL Closed System Containers, 6/cs
- 18522000 1500mL Closed System Containers, 6/cs

**NOVARTIS FIBERSOURCE™ STANDARD**

Provides concentrated nutrition with 1.2 calories per mL, 100% soy protein, 100% of the RDI in 1400 calories and a blend of soluble and insoluble fiber. Appropriate for short- and long-term tube feeding, and has a mild, slightly sweet taste for oral use.

- 18350000 Vanilla, 250mL Cans, 24/cs
- 18310100 1000mL Closed System Containers, 6/cs
- 18312000 1500mL Closed System Containers, 6/cs



**NOVARTIS IMPACT®**

An enteral formula designed to meet both the nutritional and metabolic needs of critically ill patients.

- 35810000 250mL Cans, 24/cs
- 35810100 1000mL Closed System Containers, 6/cs



**NOVARTIS IMPACT® 1.5**

Provides advanced nutritional support for the critically ill patient who requires fluid restriction or has high caloric needs. In addition to providing calorically-dense, high protein, well-tolerated complete nutrition, IMPACT 1.5 has the same specialized nutritional profile of key nutrients as IMPACT.

- 35890000 250mL Cans, 24/cs



**NOVARTIS IMPACT® GLUTAMINE**

- 16210000 Vanilla Flavored, 250mL Cans, 24/cs
- 16210100 1000mL Closed System Containers, 6/cs



**NOVARTIS IMPACT® WITH FIBER**

IMPACT with fiber has the same nutritional profile of key nutrient as IMPACT®.

- 35870000 250mL Cans, 24/cs
- 35870100 1000mL Closed System Containers, 6/cs



**NOVARTIS ISOSOURCE® 1.5 CAL**

A high-calorie, high-nitrogen, complete liquid formula with fiber, for short- and long-term feeding in patients with high caloric and protein need and/or limited volume tolerance.

- 18150000 Vanilla Flavored, 250mL Cans, 24/cs
- 18160100 1000mL Closed System Containers, 6/cs
- 18162000 1500mL Closed System Containers, 6/cs



**NOVARTIS ISOSOURCE® HN**

Provides concentrated nutrition with 1.2 calories per mL, 100% soy protein, 100% of the RDI in 1400 calories and a blend of soluble and insoluble fiber. Appropriate for short- and long-term tube feeding, and has a mild, slightly sweet taste for oral use.

- 18450000 Vanilla Flavored, 250mL Cans, 24/cs
- 18460100 1000mL Closed System Containers, 6/cs
- 18462000 1500mL Closed System Containers, 6/cs

**NOVARTIS ISOSOURCE® STANDARD**

Provides concentrated nutrition with 1.2 calories per mL, 100% soy protein, 100% of the RDI in 1400 calories and a blend of soluble and insoluble fiber. Appropriate for short- and long-term tube feeding, and has a mild, slightly sweet taste for oral use.

- 18250000 Vanilla Flavored, 250mL Cans, 24/cs
- 18260100 1000mL Closed System Containers, 6/cs
- 18262000 1500mL Closed System Containers, 6/cs



18750100



12310100

**NOVARTIS ISOSOURCE® VHN**

A high-nitrogen, isotonic, complete liquid formula with fiber, designed to meet the needs of patients with increased protein requirements. A unique blend of soluble and insoluble fibers: partially hydrolyzed guar gum and soy fiber. With a mild vanilla flavor, is appropriate for both oral and tube feeding.

- 18750000 Vanilla Flavored, 250mL Cans, 24/cs
- 18750100 1000mL Closed System Containers, 6/cs
- 18752000 1500mL Closed System Containers, 6/cs

**NOVARTIS MERITENE® POWDER**

A high-protein oral supplement, concentrated with vitamins and minerals. It is gluten free, low in fat and cholesterol and high in calcium. Mixes readily with whole or skim milk.

- 12210100 Chocolate Flavored, 1 lb Cans, 12/cs
- 12310100 Vanilla Flavored, 1 lb Cans, 12/cs
- 12320100 Vanilla Flavored, 4.5 lb Cans, 4/cs



18010000

**NOVARTIS MODULE**

- 283200 Benefiber Juice Drink, Apple, 46 fl oz Bottles, 8/cs
- 283100 Benefiber Juice Drink, Orange, 46 fl oz Bottles, 8/cs
- 284100 Resource Instant Protein Powder, 8 oz Cans, 6/cs
- 282100 Benefiber Powder, 7.2 oz Cans, 4/cs
- 282300 Benefiber Powder Packets, .14 oz, 75/cs

**NOVARTIS NOVASOURCE™ 2.0**

A calorically dense, high nitrogen, complete liquid formula, specifically designed for the management of fluid restriction and elevated nutritional needs. Designed with a reduced level of sodium which is often indicated for patients requiring fluid restriction. A mild vanilla flavor and is appropriate for supplemental feeding including medication pass programs, as well as for total enteral feeding.

- 18010000 Vanilla Flavored, 8 fl oz Brik Paks, 27/cs
- 18030000 Orange Creme Flavored, 8 fl oz Brik Paks, 27/cs



**NOVARTIS NOVASOURCE™ PULMONARY**

A high calorie, high nitrogen, complete liquid formula, specifically designed for pulmonary nutritional support including the management of fluid restriction while avoiding excessive fat.

- 18850000 Vanilla Flavored, 250mL Cans, 24/cs
- 18850100 1000mL Closed System Containers, 6/cs
- 18852000 1500mL Closed System Containers, 6/cs



**NOVARTIS NOVASOURCE™ RENAL**

A delicious, calorically dense nutritionally complete liquid providing balanced nutrition. Has a protein, vitamin and mineral profile specifically formulated for dialysis patients with chronic or acute renal failure or patients requiring electrolyte or fluid restrictions. Has a mild vanilla flavor and is appropriate for both oral and tube feeding.

- 35110000 Vanilla Flavored, 8 fl oz Brik Paks, 27/cs
- 35110100 1000mL Closed System Containers, 6/cs



**NOVARTIS PUREE SOLUTIONS**

- 278800 Pureed Bread Mix, 15.5 oz, 4/cs
- 278700 Pureed Egg & Toast Mix, 25.4 oz, 4/cs



**NOVARTIS RESOURCE® ARGINAID**

- 35983000 Orange Flavored, 9.2g Packets, 14/cs
- 35984000 Cherry Flavored, 9.2g Packets, 14/cs
- 35985000 Lemon Flavored, 9.2g Packets, 14/cs

**NOVARTIS RESOURCE® DIABETIC SUPPLEMENT**

A balanced liquid formula with fiber specifically formulated for persons with diabetes.

- 33910000 French Vanilla Flavored, 8 fl oz Brik Paks, 27/cs
- 33920000 Chocolate Flavored, 8 fl oz Brik Paks, 27/cs
- 33930000 Creamy Strawberry Flavored, 8 fl oz Brik Paks, 27/cs



**NOVARTIS RESOURCE® DIABETIC**

A balanced liquid formula with fiber specifically formulated for persons with diabetes.

- 33900100 1000mL Closed System Containers, 6/cs
- 33902000 1500mL Closed System Containers, 6/cs

**NOVARTIS READY-TO-SERVE THICKENED BEVERAGES**

**Thickened Coffee**

- 224200 Nectar Consistency, 10.8gm Packets, 75/cs
- 224300 Honey Consistency, 12.5gm Packets, 75/cs

**Thickened Tea & Cocoa Variety Pak**

- 224500 Honey Consistency, 50/cs
- 224400 Nectar Consistency, 50/cs

**Thickened Water**

- 225000 Honey Consistency, 8 fl oz Brik Paks, 27/cs
- 224000 Nectar Consistency, 8 fl oz Brik Paks, 27/cs
- 274800 Honey Consistency, 64 fl oz Pouch Pak, 6/cs
- 274700 Nectar Consistency, 64 fl oz Pouch Pak, 6/cs

**Thickened Lemon Hydration Drink**

- 245000 Honey Consistency, 64 fl oz Bottles, 8/cs
- 246000 Nectar Consistency, 64 fl oz Bottles, 8/cs
- 247000 Honey Consistency, 64 fl oz Bottles, 8/cs

**Vanilla Dairy Thick**

- 232110 Nectar Consistency, 8 fl oz Brik Paks, 27/cs
- 271400 Honey Consistency, 64 fl oz Pouch Pak, 6/cs
- 271300 Nectar Consistency, 64 fl oz Pouch Pak, 6/cs
- 233110 Honey Consistency, 8 fl oz Brik Paks, 27/cs

**Original Dairy Thick**

- 233000 Honey Consistency, 8 fl oz Brik Paks, 27/cs
- 232000 Nectar Consistency, 8 fl oz Brik Paks, 27/cs

**Thickened Cranberry Juice Cocktail**

- 230000 Nectar Consistency, 8 fl oz Brik Paks, 27/cs
- 239000 Honey Consistency, 64 fl oz Bottles, 8/cs
- 238000 Nectar Consistency, 64 fl oz Bottles, 8/cs
- 231000 Honey Consistency, 8 fl oz Brik Paks, 27/cs

**Thickened Apple Juice**

- 235000 Honey Consistency, 64 fl oz Bottles, 8/cs
- 234000 Nectar Consistency, 64 fl oz Bottles, 8/cs
- 228000 Honey Consistency, 8 fl oz Brik Paks, 27/cs
- 229000 Nectar Consistency, 8 fl oz Brik Paks, 27/cs

**Thickened Orange Juice**

- 236000 Nectar Consistency, 64 fl oz Bottles, 8/cs
- 226000 Honey Consistency, 8 fl oz Brik Paks, 27/cs
- 227000 Nectar Consistency, 8 fl oz Brik Paks, 27/cs
- 237000 Honey Consistency, 64 fl oz Bottles, 8/cs



**NOVARTIS RESOURCE® FRUIT BEVERAGE**

A delicious fruit-flavored, fat-free nutritional supplement for patients who cannot consume a sufficient intake of food to meet their nutritional requirements.

- 18660000 Wild Berry Flavored, 8 fl oz Brik Paks, 27/cs
- 18600000 Variety-Pak, 8 fl oz Brik Paks, 27/cs
- 18620000 Orange Flavored, 8 fl oz Brik Paks, 27/cs
- 18640000 Peach Flavored, 8 fl oz Brik Paks, 27/cs



**NOVARTIS RESOURCE® JUST FOR KIDS**

A delicious, complete nutritional formula specially designed for children ages 1-10.

- May be consumed orally or used as tube feeding.
- 33110000 French Vanilla Flavored, 8 fl oz Brik Paks, 27/cs
- 33120000 Chocolate Flavored, 8 fl oz Brik Paks, 27/cs
- 33130000 Creamy Strawberry Flavored, 8 fl oz Brik Paks, 27/cs



**NOVARTIS RESOURCE® JUST FOR KIDS W/ FIBER**

A delicious, complete nutritional formula with specially designed for children ages 1-10. May be consumed orally or used as tube feeding.

- 33140000 French Vanilla Flavored w/fiber, 8 fl oz, Brik Paks, 27/cs



**NOVARTIS RESOURCE® PLUS**

A high-calorie, nutritionally balanced, lactose and gluten free liquid formula for oral or tube feeding. Provides a concentrated source of calories in a limited volume for patients with high-protein requirements.

- 33810000 French Vanilla Flavored, 8 fl oz Brik Paks, 27/cs
- 33820000 Chocolate Flavored, 8 fl oz Brik Paks, 27/cs
- 33830000 Creamy Strawberry Flavored, 8 fl oz, Brik Paks, 27/cs



**NOVARTIS RESOURCE® STANDARD**

A nutritionally balanced, lactose and gluten free liquid formula for oral or tube feeding. Indicated for patients with maintenance protein and calorie requirements.

- 33710000 French Vanilla Flavored, 8 fl oz Brik Paks, 27/cs
- 33720000 Chocolate Flavored, 8 fl oz Brik Paks, 27/cs
- 33730000 Creamy Strawberry Flavored, 8 fl oz, Brik Paks, 27/cs



**NOVARTIS SANDOSOURCE® PEPTIDE**

A nutritionally complete, high protein, semi elemental formula which is low in fat.

- 16110000 250mL Cans, 24/cs
- 16110100 1000mL Closed System Containers, 6/cs
- 16112000 1500mL Closed System Containers, 6/cs

**NOVARTIS SUPERCAL MIXES**

- 260140 Hot Cereal, Oatmeal, 58.2 oz Bags, 4/cs
- 262140 Mashed Potato, 55.5 oz Bags, 4/cs
- 261140 Hot Cereal, Farina, 58.2 oz Bags, 4/cs

**NOVARTIS THICKENERS**

- 225400 ThickenUp, 6.4g Packets, 75/cs
- 276100 Puree Appeal, 20 oz Bags, 4/cs
- 277100 Ground Meat Enhancer, 2 lb - 10 oz Bags, 4/cs
- 225100 ThickenUp, 8 oz Cans, 12/cs
- 225200 ThickenUp, 12 lb Box
- 225300 ThickenUp, 25 lb Box



**NOVARTIS TOLEREX®**

A nutritionally complete, truly elemental diet containing 100% free amino acids.  
4580500 2.82 oz Packets, 60/cs



**NOVARTIS VIVONEX® FLAVOR PACKETS**

Can be added to any Vivonex Powder for oral consumption. Helps provide flavor variety and minimize flavor fatigue.

- 7200100 Raspberry, 120 pkts/cs
- 7160100 Orange-Pineapple, 120 pkts/cs
- 7170100 Lemon-Lime, 120 pkts/cs
- 7180100 Cherry-Vanilla, 120 pkts/cs



7131000

**NOVARTIS VIVONEX® PEDIATRIC**

A nutritionally complete elemental (100% free amino acids) formula designed specifically for children ages 1-10. Can be used a tube feeding or consumed orally and flavored with Vivonex® Flavor Packets.

- 7131000 1.7 oz Packets, 36/cs



7129800

**NOVARTIS VIVONEX® PLUS**

A high-nitrogen, elemental (100% free amino acids) diet for total enteral nutrition. Additional free glutamine (10g/L) and enhanced arginine and branched-chain amino acid contents make it especially useful in stressed, catabolic patients. May be used postoperatively as an enteral alternative to TPN and may also benefit patients with gastrointestinal impairment.

- 7129800 2.8 oz Packets, 36/cs



**NOVARTIS VIVONEX® T.E.N.**

An elemental diet containing 100% free amino acids and enriched with glutamine to meet the total nutritional needs of patients with gastrointestinal impairment.

- 7127400 2.82 oz Packets, 60/cs



**ENSURE PLUS® HIGH-CALORIE, COMPLETE NUTRITION™**


Nutritionally complete. Provides 1.5 cal/ml. Useful when extra calories and nutrients, but a normal concentration of protein is needed. Oral or tube feeding.

- 00688 Vanilla, 32 oz Can, 6/cs
- 00698 Chocolate, 32 oz Can, 6/cs
- 50340 1000 ml Ready to Hang®, 8/cs
- 50464 Vanilla, 8 oz Can, 24/cs
- 50466 Chocolate, 8 oz Can, 24/cs
- 50646 Strawberry, 8 oz Can, 24/cs
- 51172 Strawberry, 32 oz Can, 6/cs
- 51740 Coffee, 8 oz Can, 24/cs
- 51742 Eggnog, 8 oz Can, 24/cs
- 51894 Butter Pecan, 8 oz Can

**ENSURE® HIGH PROTEIN COMPLETE, BALANCED NUTRITION™**

Concentrated, high-protein liquid food for patients who required additional calories, protein, vitamins and minerals. For oral supplementation. Packaging: 24/case.

- 52064 Banana, 8 oz Can
- 52072 Wild Berry, 8 oz Can
- 52098 Chocolate Royal, 8 oz Can
- 52100 Vanilla Supreme, 8 oz Can



**ENSURE® COMPLETE, BALANCED NUTRITION™**

All-purpose, low-residue liquid food for use as dietary supplement or total feeding, orally or by tube. Packaging: 24/case unless noted.

- 00703 Black Walnut, 8 oz Can
- 00733 Vanilla, 32 oz Can, 6/cs
- 00799 Chocolate, 32 oz Can, 6/cs
- 50460 Vanilla, 8 oz Can
- 50462 Chocolate, 8 oz Can
- 50648 Strawberry, 8 oz Can
- 51738 Coffee, 8 oz Can
- 51744 Eggnog, 8 oz Can
- 51892 Butter Pecan, 8 oz Can

**ENSURE® W/ FIBER COMPLETE, BALANCED NUTRITION™**

Nutritionally complete liquid for food for patients who can benefit from increased dietary fiber and nutrients. Oral or tube feeding. Packaging: 24/case unless noted.

- 00706 Vanilla, 32 oz Can, 6/cs
- 00756 Chocolate, 8 oz Can
- 50650 Vanilla, 8 oz Can
- 51782 Butter Pecan, 8 oz Can



**ENSURE® PUDDING COMPLETE, BALANCED NUTRITION™**

Nutrient-dense supplement providing balanced nutrition in a nonliquid form. Appropriate for consistency-modified diets or for patients with some swallowing impairments.

- 00790 Chocolate, 5 oz can, 48/case
- 00792 Vanilla, 5 oz can, 48/case
- 00794 Tapioca, 5 oz can, 48/case
- 00798 Butterscotch, 5 oz can, 48/case



**OSMOLITE® HN HIGH NUTRITION LIQUID NUTRITION**

Isotonic, high-nitrogen, low-residue liquid nutrition for patients with caloric requirements of less than 2000 Cal per day.

- 00668 1000 ml Ready to Hang®, 8/cs
- 00735 8 oz Can, 24/cs
- 00739 32 oz Can, 6/cs



**OSMOLITE® ISOTONIC LIQUID NUTRITION**

Isotonic, low residue liquid food provides complete, balanced nutrition for patients who require tube feeding. Also appropriate as an oral feeding for patients experiencing altered taste perception.

- 00709 8 oz Can, 24/cs
- 00738 32 oz Can, 6/cs
- 50350 1000 ml Ready to Hang®, 8/cs



**PROMOTE® HIGH-PROTEIN LIQUID NUTRITION**

High-protein plain liquid or fiber-fortified liquid food for patients who need a higher portion of calories from protein. For supplemental or total nutrition, orally or by tube.

- 50774 Vanilla, 8 oz Can, 24/cs
- 51616 1000 ml Ready to Hang®, 8/cs

**With Fiber**

- 51872 Vanilla, 8 oz Can, 24/cs
- 51874 1000 ml Ready-to-Hang®, 8/cs



**PROMOD® PROTEIN SUPPLEMENT**

Concentrated, high-quality whey protein. May be added to tube feeding formulas and many foods and beverages without altering palatability. 5 g protein/scoop. Pkg: 6 cans/cs.

- 00775 Powder, 9.7 oz Can



**JEVITY® HIGH NITROGEN LIQUID NUTRITION WITH FIBER**

Isotonic, fiber-fortified, high-nitrogen liquid food for long- or short-term tube feeding.

- 00143 8 oz Can, 24/cs
- 00682 1000 ml Ready-to-Hang®, 8/cs
- 50330 32 oz Can, 6/cs



**TWOCAL® HN HIGH-NITROGEN LIQUID NUTRITION**

High-calorie, nutrient-dense liquid food meets the needs of patients with elevated energy and protein needs. 8 oz cans. Pkg: 24/case.

- 00729 Vanilla



**GLUCERNA® SPECIALIZED NUTRITION WITH FIBER**

Reduced-carbohydrate, modified fat, fiber-containing formula designed to enhance blood glucose response in persons with abnormal glucose tolerance (Type I and Type II diabetes mellitus, and stress-induced hyperglycemia).

- 50240 Vanilla, 8 oz Can, 24/cs
- 51206 1000 ml Ready-to-Hang®, 8/cs



**PULMOCARE® SPECIALIZED NUTRITION FOR PULMONARY PATIENTS**

Low carbohydrate, high fat liquid food for oral or tube feeding. Designed to help minimize carbon dioxide retention in chronic obstructive pulmonary disease.

Packaging: 24/case unless noted.

- 00699 Vanilla, 8 oz Can
- 50180 Strawberry, 8 oz Can
- 51204 1000 ml Ready to Hang®, 8/cs



**PEDIASURE® COMPLETE LIQUID NUTRITION FOR CHILDREN**

General-purpose liquid food for children 1 to 10 years of age. For supplemental or total nutrition, orally or by tube. Packaging: 24/case.

- 51804 Vanilla, 8 oz Can
- 51806 PediaSure With Fiber, Vanilla, 8 oz Can
- 51880 Strawberry, 8 oz Can
- 51882 Chocolate, 8 oz Can
- 51884 Banana Cream, 8 oz Can

**FORTA® DRINK**

High protein, clear liquid beverage fortified with vitamins and minerals. Powder. Twelve 8 oz serving per can. Packaging: 4 cans/case.

- 00614 Orange, 1 lb, 1 oz Can
- 00621 Fruit Punch, 1 lb, 1 oz Can

**FORTA® SHAKE**

Fortified nutritional supplement. Powder mixes with milk. 290 calories, 17 g protein/ 8 oz serving (when mixed with 8 oz whole milk). Packaging: (48) 8 oz servings/case.

- 00604 Strawberry
- 00617 Vanilla
- 00618 Chocolate
- 00619 Eggnog



**NEPRO® SPECIALIZED NUTRITION FOR RENAL PATIENTS**

Moderate protein, nutritionally complete formula especially designed to provide balanced nutrition for dialyzed patients with chronic or acute renal failure. Pkg: 24/cs. 50632 Vanilla, 8 oz



**VITAL® HIGH NITROGEN NUTRITIONALLY COMPLETE, PARTIALLY HYDROLYZED DIET**

Peptide-based, elemental formula for patients with chronically impaired gastrointestinal function. Powder. Packaging: 24/case. 00766 Vanilla, 2.79 oz Packet



**POLYCOSE® GLUCOSE POLYMERS**

Supplies carbohydrate calories for protein-, electrolyte-, or fat-restricted diets. Mix with regular food and beverage to provide extra calories for patients with increased caloric needs. Unflavored.

00431 Liquid, 4.2 oz Bottle, 48/cs  
00746 Powder, 12.3 oz Can, 6/cs



**DELIVER® 2.0**

A vanilla flavored, high-calorie, high-nitrogen nutritionally complete liquid diet for fluid or volume restricted patients who require high calorie intake. It has been demonstrated clinically effective in the nutritional management of liver disease patients.

46204 8 fl oz Can, 24/cs



**MERITENE® POWDER**

A high-protein oral supplement, concentrated with vitamins and minerals. It is gluten free, low in fat and cholesterol and high in calcium. Available in a variety of flavors for great user acceptance. Mixes readily with whole or skim milk.

Packaging: 1 lb can (14 servings/can), 12 cans/case.

- 121101 MERITENE Plain
- 122101 MERITENE Chocolate
- 123101 MERITENE Vanilla
- 125101 MERITENE Strawberry
- 126101 MERITENE Milk Chocolate



**CRITICARE HN®**

A high-nitrogen, elemental diet. Criticare HN®, the first ready-to-use elemental diet, has been shown to be clinically effective in the nutritional management of patients with liver and pancreatic disease, as well as postoperative patients.

056301 8 fl oz Bottle, 24/cs



**ISOCAL® AND ISOCAL® HN LIQUIDS**

Isocal® Liquid is a nutritionally complete liquid diet for both tube and oral feeding. It is designed to provide the total dietary needs of most patients. Isocal® HN is formulated especially for tube-fed patients who require a nutrient-dense, high-nitrogen feeding.

- 35525 Isocal®, 8 fl oz Can, 24/cs
- 35504 Isocal® 32 fl oz Can, 6/cs
- 35506 Isocal® 1 Liter, 6/cs
- 044602 Isocal® HN, 8 fl oz Can, 12/cs
- 44603 Isocal® HN, 32 fl oz Can, 6/cs
- 44602 Isocal® HN, 1 Liter, 6/cs

**BOOST® PRODUCTS**

- 675-02 8 fl oz Can, Chocolate, 12/cs
- 675-02 8 fl oz Can, Vanilla, 12/cs
- 676-02 8 fl oz Can, Strawberry, 12/cs
- 673-02 8 fl oz Can, Strawberry Banana, 12/cs
- 671-02 8 fl oz Can, Chocolate Raspberry, 12/cs
- 677-02 8 fl oz Can, Chocolate Mocha, 12/cs

**High Protein**

- 0941-02 8 fl oz Can, Vanilla, 12/cs
- 0940-02 8 fl oz Can, Chocolate, 12/cs
- 0944-02 8 fl oz Can, Strawberry, 12/cs
- 0941-06 32 fl oz Can, Vanilla, 6/cs
- 0940-06 32 fl oz Can, Chocolate, 6/cs
- 0943-03 Powder, 1 lb., 6/cs

**Plus**

- 0931-02 8 fl oz Can, Vanilla, 12/cs
- 0932-02 8 fl oz Can, Chocolate, 12/cs
- 0933-02 8 fl oz Can, Strawberry, 12/cs

**with Fiber**

- 0951-03 8 fl oz Can, Vanilla, 12/cs
- 0952-03 8 fl oz Can, Chocolate, 12/cs

**ALPHA PRO TECH UNREAL LAMBSKIN® MEDI-PADS**

Reusable pressure relief pad is incredibly soft with 3/4" thick synthetic fleece that remains plush and thick even after repeated use and washing. Machine washable and dryer safe without shrinking. Plus, its thick pile material allows fresh air to pass underneath, keeping patients cool and comfortable. Helps prevent decubitus ulcers.

- 200 24" x 30", 20/cs
- 201 30" x 30", 12/cs
- 202 30" x 60", 8/cs
- 204 35" x 80" w/elastic straps, 5/cs




**3M™ RESTON™ SELF-ADHERING FOAM PADS**

Distributes body weight, helps prevent skin breakdown. Easily cut and shaped. Protects against abrasions, shearing and pressure. Can be stacked for greater thickness. Adheres efficiently to cushion skin, casts, appliances and other devices.

- 1560M Medium Support, 7 7/8" x 11 3/4" (7/16" thick), 10/pk, 5 pk/cs
- 1561H High Support, 7 7/8" x 11 3/4" (15/16" thick), 5/pk, 5 pk/cs
- 1563L Light Support, 4" x 196" (3/16" thick), 1/r1, 5 r1/cs
- 2851H High Support, 6 1/4" x 7 7/8" (15/16" thick), 2/pk, 10 pk/cs



293



213

**ALPHA PRO TECH UNREAL LAMBSKIN® PRESSURE RELIEF PILLOW**

Designed to relieve pressure points between knees, behind the back or wherever a touch of softness is needed. The 3/4" pile stays thick and plush through repeated use and the hook and loop closure allows you to remove the foam padding to machine wash and dry the pillow. Non-shrinking. Won't unravel. Resists tearing and stains.

- 293 10" x 11", 12/cs

**ALPHA PRO TECH UNREAL LAMBSKIN® SOFTTOUCH BED PADS**

Soft, thick 3/4" synthetic pile adds luxurious comfort to any bed.

Machine washable and dryer safe without shrinking.

- 212 Twin Bed Pad, 39" x 72", 8/cs
- 213 Full Bed Pad, 54" x 72", 8/cs
- 214 Queen Bed Pad, 60" x 80", 4/cs
- 215 King Bed Pad, 72" x 80", 3/cs
- 212E Twin Bed Pad w/elastic straps, 39" x 72", 8/cs
- 213E Full Bed Pad w/elastic straps, 54" x 72", 8/cs
- 214E Queen Bed Pad w/elastic straps, 60" x 80", 4/cs
- 215E King Bed Pad w/elastic straps, 72" x 80", 3/cs



**PRECISION DYNAMICS PROTECTIVE PILLOW COVER**

Comfortable vinyl and vinyl-backed materials provide the ultimate in comfort while giving absolute protection to pillows. Covers are white, 21" x 27" and feature either a rustproof zipper or full width, fold-back hood. Packaging: 12/case unless noted.

- 15001-11-MGD Plastibak Terry, Zipper Style
- 15007-11-MGD Plastibak Polyester, Zipper Style
- 15008-11-MGD Plastibak Polyester, Envelope Style
- 15046-11-MGD Polyester/Urethane, Breathable, Zipper Style
- 15025-11-MGD Plastiprem, 6.5 mil, White, Zipper Style
- 15011-11-MGD Plastisuede, 6 mil, White, Zipper Style
- 15035-11-MGD Plastitaff, 4 mil, White, Zipper Style
- 15041-11-MGD Polyester/Urethane, Breathable, Envelope Style
- 15026-11-MGD Plastiprem, 6.5 mil, White, Envelope Style
- 15012-11-MGD Plastisuede, 6 mil, White, Envelope Style
- 35001-11-MGJ Disposable, Plastyne, 21" x 30", 250/cs



**ALPHA PRO TECH UNREAL LAMBSKIN® SOFT GRIPS**

Guard against injuring palms of hands during episodes of involuntary or repeated gripping which often occur in cases of Cerebral Palsy or severe arthritis. Also may be used in physical therapy to strengthen or rehabilitate hand or arm muscles through gripping exercises. Packaging: 12 pair/case.

- 294 Soft Grips



**ALPHA PRO TECH BED RAIL PAD**

Soft pads are made of 100% polyester. Ideal for guarding patients from the danger of injuring themselves on hard, unprotected bed rails. Heavy duty straps and snaps allow ease of placement and securing. Pads measure 18" x 60". Individually packaged in polybag. Machine washable.

- 3292W White, 6 pr/cs
- 3292 Maize, 6 pr/cs
- 292 Unreal Lambskin® Pads, Washable, 3 pr/cs



**MAYBECK SECTIONAL BED RAIL PADS**

Made of 1" thick foam 14" high and covered with reinforced, waterproof nylon. Attaches easily and securely to side rails. Wipe clean with soap and water. Easily folds for storage. Three sizes available.

- 6863 Bed Rail Pads, 36" long
- 6864 Bed Rail Pads, 48" long
- 6867 Bed Rail Pads, 72" long

**TURN AND HOLD PAD**

Comfortable synthetic sheepskin pad securely positions patient on right or left side without pillow propping. Pad makes turning and positioning simple. When securing straps are released from side rail, patient is easily returned to supine position. Washable.

- 551020 30" x 24"
- 551040 30" x 40"
- 551060 30" x 60"



**ROLL-CONTROL BED BOLSTERS**

Polyfoam, nonallergenic vinyl-covered bolsters provide patient security when one or both side rails must be down. Straps attach bolsters directly to mattress. May be moved close together to position patient on right or left side. Meets California Bulletin 117B flammability standards. Safely wipe clean with mild disinfectants. Use single unit bolster when one side rail is not in use or use double unit when both rails must be down. 34" long.

- 556010 Double Unit
- 556012 Single Unit



**POSITIONING/ELEVATING WEDGES**

Foam positioning wedges promote proper hip-spinal alignment and reduce sacral pressure while patient is lying down. Elevating bed wedges resist slipping and sliding while comfortably elevating patient's head or feet more effectively than pillows or rolled towels.

**Elevating Wedge, 27"W x 24"L**

- 553010 Wedge w/cloth cover, 7 1/2"H
- 553020 Wedge w/out cover, 7 1/2"H
- 553030 Wedge w/cloth cover, 10"H
- 553040 Wedge w/out cover, 10"H
- 553050 Wedge w/cloth cover, 12"H
- 553060 Wedge w/out cover, 12"H

**Positioning Wedge, 8"H x 8"L x 17"W**

- 554010 Wedge w/cloth cover
- 554020 Wedge w/out cover



**ALPHA PRO TECH BED WEDGE**

Helps prevent patient/resident from rolling off the bed when one bed rail is in the lowered position. The pair system may be used when it is desirable to have both bed rails lowered. Straps attach to the bed spring frame to secure the wedge in position. Durable foam with vinyl cover, wedge may be cleaned with a spray-type cleaner and a damp cloth. CAUTION: Do not use in place of bed rails.

349 Allure™ Green Vinyl Cover, 4/cs



**PROFEX BUMPER WEDGE**

Non-conductive, wedge-shaped bumper pads attach to side or end bed rails to help prevent patient injury. Easy to install, remove, and store. Style 1 attaches to tubular rails by means of velcro straps while Style 2 slips over either solid or tubular rails in envelope fashion. For non-adjusting beds. Height dimensions are measured from the top of the mattress to the top of the bed rail plus 4 inches. (A + 4"). When ordering Style 2, please specify rail thickness measurement. Wedges are available in light green, tan, yellow, or white. Packaging: 2/package.

- BW351-1 A+ 4"H x 35"L x 1"T
- BW352-1 A+ 4"H x 35"L x 2"T
- BW481-1 A+ 4"H x 48"L x 1"T
- BW482-1 A+ 4"H x 48"L x 2"T
- BW701-1 A+ 4"H x 70"L x 1"T
- BW702-1 A+ 4"H x 70"L x 2"T



**DURO-MED ABDUCTION POLYURETHANE FOAM PILLOWS**

Designed for leg abduction and positioning. Velcro® strap for easy use. Fire retardant.

- 7972 Pillow, 4" x 18" x 7" x 12"
- 7974 Pillow, 4" x 22" x 7" x 14"
- 7976 Pillow, 4" x 26" x 7" x 15"



**DURO-MED ADJUSTABLE BLANKET SUPPORT**

Keeps blanket off feet. Tubular aluminum frame. Base inserts between box spring and mattress. Height adjusts up to 19". Frame is 20"L x 6"W. 2028 Adjustable Blanket Support



**DURO-MED HELPING HANDLE**

Provides solid support for persons capable of pulling themselves into an upright position but requiring some sort of a hand-hold. Heavy-duty formica and vinyl coated steel. Can be adjusted and clamped quickly and easily to any conventional bed having a mattress and box spring.

1990 Helping Handle



**LUMEX BED RAILS**

Designed to provide maximum safety while encouraging patient independence. Fits all standard spring deck hospital beds.

- GF6670A-1 Telescoping Deluxe Bed Rail
- GF6650A-1 Half-Length Bed Rail Chrome, New Design



**LUMEX VERSARAIL SAFETY BEDSIDE RAILS**

Durable chrome-plated steel rails are an important accessory for prevention of accidental falls. Easy to attach and use. Rails adjust up or down to one of three different positions with convenient spring-loaded pull buttons. For hospital-type hi/lo beds. Safety rail telescopes with change of bed position. Either end can be raised or lowered independently without jamming. Width adjustment of 24 1/2" - 43 1/2". End-to-end rail measurements adjusts 50"-72".

- 5086 Safety Rails
- LX5062 Versarail Tee Extension, Pair
- 5063 Standard Cross Bars For 5086, Pair
- 5064 Spring Loaded Cross Bars w/clamp
- 5074 Stabilizing Clamps For 5086
- LX5085 Telescoping Versarail



6630



6628

**INVACARE BED SAFETY RAILS**

- 6629 Standard Spring-Loaded Side Rail
- 6630 Half Side Rail
- 6628 Deluxe Spring-Loaded Side Rail
- 6631 Home Bed Rail



10900

**SUNRISE MEDICAL BIO CLINIC THERAPEUTIC MATTRESS REPLACEMENT SYSTEMS**

Designed to provide consistent pressure reduction for an extended period of time or through multiple patient use. Performance is enhanced through the proprietary coring of the middle layer of foam.

**Bio Core™**

10900 80" x 30" x 6"

**Bio Core™ "SW" Side Wall Mattress**

550136 35" x 84"

**SUNRISE MEDICAL BIO FLOTE® ALTERNATING AIR PRESSURE PUMP & PAD SYSTEM**

Comfortable pad has 21 uniform tubes which inflate and deflate on an alternating basis to relieve pressure and aid in prevention of decubitus ulcers. Maintains circulation and prevents stasis. Pressure changes are gradual and hardly noticed by the patient. Pads are made of vinyl and have a 5 1/2" connector tube. Compact, preset control unit designed for quiet operation. 115 VAC, 60 Hz. White plastic case.

22908 Control Unit w/pump only

350060 BioFloate 2 1/2" Pads, 10/cs

350061 BioFloate 2 1/2" Pads w/adapter, 10/cs

**DUROMED DURO-MATIC® ALTERNATING PRESSURE PUMP AND PADS**

Pressure pads are heavy-duty embossed finish. Tough, long-lasting, 16 gauge vinyl. 36" x 90" (32" x 72" inflated). 5 1/2" connector tube. Pressure pump has illuminated on/off switch. 3 wire hospital grade cord and plug. 110V, 60 Hz. Case included.

1980 APP Pump

1982 APP Pad

1983 Converter Kit For APP Pads

1984 APP Pump & Pad

**INVACARE INNERSPRING MATTRESS**

Anti-bacterial, anti-static, acid-resistant and waterproof.

5085 Deluxe Mattress



**SUNRISE MEDICAL ORTHODERM® ELITE MATTRESS SYSTEM**

**System With Homecare Mattress**

350511 Mattress System

350512 Comforter

350750 Control Unit (For Use w/all Elite Systems)

350753 Complete System

**System With Standard Mattress**

350503 Mattress System

350612 Comforter (Also For Use w/wide mattress)

350751 Complete System

**System With Wide Mattress**

350611 Mattress System

350752 Complete System



**StarLine OVERBED TABLE**

Table features gray laminate top with vinyl trim. Spring loaded mechanism allows quick height adjustment from 28"-43". Sturdy four point base features dual wheel nylon casters for easy positioning. Top measures 15" x 26 1/2".

11350600 Gray Laminate Bed Table



**BREWER OVERBED TABLE**

Table features gray laminate top with vinyl trim. Spring loaded mechanism allows quick height adjustment from 28"-43". Sturdy four point base features dual wheel nylon casters for easy positioning. Top measures 15" x 30".

11610 Walnut Laminate/Chrome Base



**LUMEX LUMEXAIR™ LOW AIR LOSS MATTRESS SYSTEM**

A full replacement mattress system comprising 20 deep flotation air cells positioned horizontally over a 2" foam base. Air cells offer an 8" cell depth and can be individually replaced as required. Urethane coated nylon fabric construction. Mattress contains three pressure zones. Nylon top cover is made of waterproof, vapor permeable, low shear nylon. Vinyl reinforced bottom cover is waterproof. The control unit is easy to understand, dial control operation. Nearly silent operation. Battery operated alarm.

763200 Air Control Unit

763101R Air Replacement Mattress



**LUMEX ASTROLITE™ HOMECARE BEDS**

Heavy duty welded 10 gauge steel construction. Two point connection of head and foot drive shaft prevents excessive torque and extends motor life. Motor-actuators utilize clutch drive, eliminating need for limit switches. 450 lb weight capacity. Vinyl clad end caps. Head section raises to 75°. Easy to operate hand control. Deck height easily adjusts from 12" to 23". IV pole holders in each corner. Fold away hi-lo crank handle. Single pin quick release motors. Locking casters on opposing bed corners assure stability of bed during transfers. Lifetime warranty on welded parts and two year warranty on electronics.

70480SFMB Bed, Full Electric

70480SSMB Bed, Semi-Electric

70480SMMB Bed, Manual

**Bed Packages**

70480SFMB001 Bed, Full Electric, Innerspring Mattress & Telescoping Rail

70480SSMB001 Bed, Semi-Electric, Innerspring Mattress & Telescoping Rail

70480SMMB001 Bed, Manual, Innerspring Mattress & Telescoping Rail

**LUMEX CAREGIVER 500 BEDS**

When ordering beds, please specify: Lt. Oak, Med. Oak, Walnut or no wood.

**Pan Deck w/Fixed Head & Footboard Mounts & Foot Ratchet**

50076PFMR 76" Full Electric

50076PMMR 76" Manual

50076PSMR 76" Semi Electric

50080PFMR 80" Full Electric

50080PMMR 80" Manual

50080PSMR 80" Semi Electric

**Spring Deck w/Fixed Head & Footboard Mounts, Foot Ratchet**

50076SFMR 76" Full Electric

50076SMMR 76" Manual

50076SSMR 76" Semi Electric

50080SFMR 80" Full Electric

50080SMMR 80" Manual

50080SSMR 80" Semi Electric

**MJM LOW RESIDENT BED "600" SERIES**

Specifically designed to safely contain the disoriented residents without restraints. 300 lb weight capacity. Vertically supported through-out entire frame. Single wheel heavy duty zinc plated casters (3" x 1 1/4") come with removable bolt/nut for easy maintenance. All casters have threaded stem and double wall reinforced with schedule 40 1" PVC. Multi-position elevated headrest.

- 676-40-S 76"L x 40"W Sleeping Surface
- 680-40-S 80"L x 40"W Sleeping Surface
- 676-40-R 76"L x 40"W Sleeping Surface w/elevating head section
- 680-40-R 80"L x 40"W Sleeping Surface w/elevating head section
- 685 Set of Casters For 600 Series Bed (2 non-locking, 4 locking)
- 686 Head & Foot Board w/standard mesh
- 687 Head & Foot Board w/print mesh
- 688 Head & Foot Board w/solid
- 689-COM Head & Foot Board w/customer's own material
- 690-C Safety Pad
- 695-C Custom Low Beds



**INVACARE FULL ELECTRIC BED**

Easy-to-use, pendant control provides motorized positioning of the upper body and knees and can be placed anywhere for maximum patient comfort. Synchronization, split-spring design and interchangeability ensure easy use, set-up and operation. Trendelenberg position can be easily achieved. 450-lb total weight capacity. Bed height: 15" - 23". Sleep surface: 80" length - 36" width. Overall Bed: 88" length - 36" width. 5410 Homecare Bed, 2-Piece Frame/Spring

**INVACARE SEMI-ELECTRIC BED**

The pendant control provides motorized positioning of the upper body and knees. A manual crank, located at the foot of the bed, adjusts bed frame height for caregiver assistance. Synchronization, split-spring design and interchangeability ensure easy use, set-up and operation. Quiet, smooth operation. 450-lb total weight capacity. Bed height: 15" - 23". Sleep surface: 80" length - 36" width. Overall Bed: 88" length - 36" width. 5310 Semi-Electric Single Crank Hi/Lo Bed, 2-Piece Frame/Spring



**SUNRISE MEDICAL SUNTEC™ HOMECARE BEDS**

**Shaft Bed Packages**

- SS0TPKG1 Manual Shaft Bed w/Posture Care Mattress & 1950 Rails
- SS0TPKG Manual Shaft Bed w/Posture Care Mattress & 1920 Rails
- SS2TPKG Semi Electric Shaft Bed w/Posture Care Mattress & 1920 Rails
- SS3TPKG Full Electric Shaft Bed w/Posture Care Mattress & 1920 Rails
- SS2TPKG1 Semi Electric Shaft Bed w/Posture Care Mattress & 1950 Rails
- SS3TPKG1 Full Electric Shaft Bed w/Posture Care Mattress & 1950 Rails
- SS0PKGDT Bed Package, Manual w/Derma Tech & 1920 Rails
- SS2PKGDT Bed Package, Semi Electric w/Derma Tech & 1920 Rails
- SS3PKGDT Bed Package Full w/Derma Tech & 1920 Rails

**S Series Shaft Drive Beds**


- SS0T Manual
- SS2T Semi-Electric
- SS3T Full-Electric



**LUMEX AKROS® D.F.D. GEL FLOTATION MATTRESS**

Utilizes patented, clinically proven D.F.D. technology in all three sections for maximum pressure management, flotation and stability. Superior, extremely comfortable mattress offering a complete pressure management system; replaces standard mattress. Easy to set up, simple to use and maintenance free, it requires no adjustments, overlays, flipping or filing. Unique 5 1/2" profile allows easy patient transfer. Gel flotation is self-contained and easy to set up. Three modular sections can be independently replaced if they become damaged or worn. Heavy-duty zipper and flaps help prevent fluids and contamination from entering mattress core. Covers are waterproof, antimicrobial and fire-retardant. Six carry handles. Five-year limited warranty. Unassembled


- 3017510U 75" x 35" x 5", Ocean Blue Top, Gull Grey Bottom
- 3017515U 75" x 35" x 5", Nylon Top, Gull Grey Bottom
- 3018010U 80" x 35" x 5", Ocean Blue Top, Gull Grey Bottom
- 3018015U 80" x 35" x 5", Nylon Top, Gull Grey Bottom
- 3018410U 84" x 35" x 5", Ocean Blue Top, Gull Grey Bottom



**SUNRISE MEDICAL BIO GARD® MATTRESS OVERLAY**

Delivers pressure relief through anatomical distribution of body weight over three-sectioned pad design. Specially engineered torso section virtually eliminates "bottoming out", assists in turning patients, and reduces shearing forces. Pressure on bony prominences is reduced which assists in normal capillary blood flow.

- 66-9030-CC Overlay w/o sleeve, 6/cs
- 66-9040-CC Overlay w/Torso Sleeve, 6/cs
- 66-2030 O.R. Overlay, 4/cs
- 66-2040 O.R. Overlay w/sleeve, 4/cs



**SUNRISE MEDICAL BIO CLINIC CONVOLUTED FOAM BED PADS**

Puncture-proof pad has open cell, wave cut construction, provides greater support, dissipates heat and moisture better than fluff or mechanized pads. Utilizes more of the body to distribute weight. Combustion modified. Standard density. 33" x 72" unless noted.

- 2072 2" Pad, 20" x 72", 12/cs
- 11140-CC 1/4" Base, 4" Pad, 6/cs
- 11760-CC 3/8" Base, 2" Pad, 18/cs
- 11730-CC 3/8" Base, 1 1/2" Pad, 18/cs
- 12750-CC 1/2" Base, 2 3/4" Pad, 8/cs
- 12500-CC 3/8" Base, 2 1/2" Pad, 8/cs
- 11740-CC 3/8" Base, 1 3/4" Pad, 18/cs
- 13050-CC 1/2" Base, 3" Pad, 8/cs
- 13000-CC 1" Base, 3" Pad, 8/cs
- 14000-CC 1" Base, 4" Pad, 6/cs
- 12009 5/8" Base, 2" Pad, High Density, w/oversize base & sleeve, 9/cs
- 13051-CC 1/2" Base, 3" Pad w/sleeve, 8/cs
- 11768-CC 3/8" Base, 2" Pad, 12/cs
- 12751-CC 1/2" Base, 2 3/4" Pad w/sleeve, 8/cs
- 13200-CC 3/4" Base, 3" Pad, 8/cs


**ALPHA PRO TECH ALPHAFLEECE STANDARD BED PADS**

Made of Alphafleece with polyester backing. Economy. Washable, single patient. Designed to aid in the prevention of decubitus ulcer formation.

- 2200 24" x 30", 10/cs
- 2201 30" x 40", 10/cs
- 2202 30" x 60", 10/cs
- 2204 36" x 72", 6/cs
- 2204E 36" x 72" w/4 elastic corners, 6/cs

**SUNRISE MEDICAL EGGCRATE OVERLAYS - RETAIL PACKAGING**

|           |                       |
|-----------|-----------------------|
| <b>2"</b> |                       |
| 33744     | Twin, 2/cs            |
| 35244     | Full, 2/cs            |
| 35844     | Queen, 2/cs           |
| 37044     | California King, 1/cs |
| 37644     | Dual King, 1/cs       |
| <b>3"</b> |                       |
| 37004     | Twin, 2/cs            |
| 37014     | Full, 2/cs            |
| 37024     | Queen, 2/cs           |
| 37034     | California King, 1/cs |
| 37544     | Dual King, 1/cs       |
| <b>4"</b> |                       |
| 38004     | Twin, 2/cs            |
| 38014     | Full, 2/cs            |
| 38524     | Queen, 2/cs           |
| 38034     | California King, 1/cs |
| 38544     | Dual King, 1/cs       |



High Profile



Low Profile

**HIGH PROFILE® THERAPEUTIC DRY FLOATATION® CUSHION**

Contains 4" high cells. Used for the most serious, long-term, high-risk applications. Helps aid in healing pressure sores. Weighs approximately 3 1/2 lb. Can fit any size seating surface. Two-year limited warranty.

**Single Compartment**

|         |                           |
|---------|---------------------------|
| 1R1010C | 18 1/2"L x 18 1/2"W x 4"H |
| 1R88C   | 15"L x 15"W x 4"H         |
| 1R89C   | 16 3/4"L x 15"W x 4"H     |
| 1R910C  | 18 1/2"L x 16 3/4"W x 4"H |
| 1R98C   | 15"L x 16 3/4"W x 4"H     |
| 1R99C   | 16 3/4"L x 16 3/4"W x 4"H |

**Dual Compartment**

|         |                           |
|---------|---------------------------|
| 2R1010C | 18 1/2"L x 18 1/2"W x 4"H |
| 2R88C   | 15"L x 15"W x 4"H         |
| 2R89C   | 16 3/4"L x 15"W x 4"H     |
| 2R910C  | 18 1/2"L x 16 3/4"W x 4"H |
| 2R98C   | 15"L x 16 3/4"W x 4"H     |
| 2R99C   | 16 3/4"L x 16 3/4"W x 4"H |

**LOW PROFILE® THERAPEUTIC DRY FLOATATION® CUSHION**

Excellent for active individuals with a potential risk of pressure sores. 2" cells allow stable surface and ease of transfer. Approximate weight: 2 3/4 lb. Can fit any size seating surface. Two-year limited warranty.

**Single Compartment**

|           |                           |
|-----------|---------------------------|
| 1R1010LPC | 18 1/2"L x 18 1/2"W x 2"H |
| 1R88LPC   | 15"L x 15"W x 2"H         |
| 1R89LPC   | 16 3/4"L x 15"W x 2"H     |
| 1R910LPC  | 18 1/2"L x 16 3/4"W x 2"H |
| 1R98LPC   | 15"L x 16 3/4"W x 2"H     |
| 1R99LPC   | 16 3/4"L x 16 3/4"W x 2"H |


**Dual Compartment**

|           |                           |
|-----------|---------------------------|
| 2R1010LPC | 18 1/2"L x 18 1/2"W x 2"H |
| 2R88LPC   | 15"L x 15"W x 2"H         |
| 2R89LPC   | 16 3/4"L x 15"W x 2"H     |
| 2R910LPC  | 18 1/2"L x 16 3/4"W x 2"H |
| 2R98LPC   | 15"L x 16 3/4"W x 2"H     |
| 2R99LPC   | 16 3/4"L x 16 3/4"W x 2"H |

**INVACARE INNERSRING MATTRESS COVER FOR MOBILITE® BEDS**

Flexible innerspring mattress with flame retardant covering that meets major flammability standards. Covering is antibacterial and resists stains and tearing. 80" long.

|        |  |
|--------|--|
| MC0195 | Accessories: Mattress Cover, Envelope, 12/cs |
| MC0065 | Accessories: Mattress Cover, Contour, 12/cs  |



**PRECISION DYNAMICS ZIPPER FLAP OPEN STYLE MATTRESS COVER**

Vinyl covers completely enclose the mattress for incontinence, lint and dust control. Made of Plastibak Polyester - Packaging: one dozen. 20128-00-MGD White, 36" x 76" x 6"

**BANTA HEALTHCARE TIDI BRAND INVALID RINGS**

950501 Blue, Inflatable, Vinyl, 12/cs

**MEDICAL DEVICES INVALID RING CUSHION**

Made of a heavy gauge vinyl. The convenient push-pull inflation valve permits regulation of firmness. This disposable/reusable unit deflates easily for compact storage. 30-066 Ring Cushion, 72/cs




**PRECISION DYNAMICS COMFORT CUSHIONS**

Deluxe cushion is constructed of a heavy-duty, blue, soft, satin-finish vinyl, and has a simple push-pull valve for easy adjustment. Easy to clean. Economy cushion is made from 12 mil clear vinyl. Packaging: 12/box.

|              |                                |
|--------------|--------------------------------|
| 75010-13-MBD | Deluxe Oval, Blue, 17" x 15"   |
| 75011-13-MBD | Deluxe Round, Blue, 17"        |
| 75020-10-MBD | Economy Oval, Clear, 17" x 15" |



HPL400



HML400

**HOMECARE PATIENT LIFTERS**

|        |   |
|--------|---|
| HPL402 | Hoyer Power Patient Lifter, 6-Point Cradle, Tan     |
| HML400 | Hoyer Hydraulic Patient Lifter, 6-Point Cradle, Tan |

**HOYER® LIFTER ACCESSORIES**

|          |   |
|----------|---|
| HLS-1    | Beam Scale, Graduated in 1/4 lb, 400 lb Capacity            |
| HLS-5-D  | Digital Scale For Use With Classic Lifters, 400 lb Capacity |
| HPL-P    | Power Actuator, Hand Control, Batteries & Charger           |
| HPL-CH   | Charging Station & Battery                                  |
| HPL-BAT  | Rechargeable Battery Pack                                   |
| 020-0350 | Heavy Duty Crank Lifter Scale, Digital Reads to 600 lbs     |
| C-HLA-J  | New Jack, Chrome, Hoyer Lifter, Knob Release                |
| 59020    | Stretcher For Hoyer Lifters                                 |
| RS       | Positioning Strap w/velcro closing                          |
| 020-0217 | Head & Neck Rest  |
| 59050    | Partner Lifter Training Video                               |

**HOYER® CLASSIC SLING LIFTERS**

For use with C-HLA lifters. (\*) = specify fabric material, (C) = Canvas, (#) - Dacron Mesh, (N) = Nylon, (P) = Polydura.

|            |  |
|------------|--|
| 112-(*)    | One-Piece Seat, Back & Chains                            |
| 112-(*)-LC | One-Piece Seat, Back, w/o chains                         |
| 113-(*)    | One-Piece Commode Seat, Back & Chains                    |
| 113-(*)-LC | One-Piece Commode Seat, Back, w/o chains                 |
| 117-(*)    | Comfort Commode Seat w/modified head support & chains    |
| 117-(*)-LC | Comfort Commode Seat w/modified head support, w/o chains |
| 118-(*)    | Comfort Seat w/modified head support & chains            |
| 118-(*)-LC | Comfort Seat w/modified head support, w/o chains         |
| 123-P      | Polydura Commode Split Sling w/chains                    |
| 123-P-LC   | Polydura Commode Split Sling w/o chains                  |
| 10-P       | Canvas Seat & Back Set w/chains                          |
| 10-P-LC    | Canvas Seat & Back Set w/o chains                        |



**SUNRISE MEDICAL GUARDIAN PATIENT LIFTER WITH ADJUSTABLE BASE**

Designed to safely transfer a person from bed to chair, commode or car. Helps protect both the patient and the attendant from strain and injury. Easy to operate. 400 lb capacity. Chrome finish. Base has 6 1/2" clearance to easily slide under beds and cars. 5" casters provide stability and smooth operation. Durable, comfortable lifting slings are available in a variety of styles and fabrics.

- C-HLA Lifter w/o slings
- C-HLA-9(\*) Lifter, Sling w/commode seat, back & chains
- C-HLA-10(\*) Lifter, Sling w/seat, back & chains
- C-HLA-110(\*) Lifter, Sling w/comfort seat, head support, wire & web straps
- C-HLA-111(\*) Lifter, Sling w/commode comfort seat, head support, wire & web straps
- C-HLA-112(\*) Lifter, Sling w/one-piece seat, back & chains
- C-HLA-113(\*) Lifter, Sling w/one-piece commode seat, back & chains
- C-HLA-114(\*) Lifter, Sling w/comfort seat & web straps
- C-HLA-115(\*) Lifter, Sling w/commode comfort seat & web straps
- C-HLA-117(\*) Lifter, Sling w/comfort commode seat & modified head support chains
- C-HLA-118(\*) Lifter, Sling w/comfort seat & modified head support chains
- C-HLA-123-P Lifter, w/polydura split commode seat & chains
- C-HLA-125-P Lifter, w/polydura split commode seat & web straps
- C-HLA-127-P Lifter, w/polydura split commode seat, head support & web straps
- C-HLA-M Lifter, w/mechanical jack
- C-HLA-RB Lifter, w/adjustable base for Rocking Bed, 8" Longer Mast, 3" Casters

Wheelchairs May Be Shown with Optional Equipment



N50027



N50023



**HEAVY DUTY WHEELCHAIRS**

Features superior durability, rollability and streamlined looks. It is designed for the active individual who needs the strength of a reinforced heavy-duty frame. Meets RESNA standards for manual wheelchairs in product performance. Heavy-duty inner liners keep seat and back from stretching. Features swingaway adult frame, 8" solid casters, 24" DTM rear wheels, chrome handrim, blue vinyl upholstery, padded upholstered armrests and double embossed upholstery. 350 lbs weight capacity. Three-year warranty. Front riggings sold separately (N50048 or N50049).

- N50027 22" Wide Wheelchair w/full removable arm
- N50028 22" Wide Wheelchair w/desk removable arm



**HEMI WHEELCHAIRS**

A lower seat to floor height of 17 1/2". Meets RESNA standards for manual wheelchairs in product performance. Low maintenance, dual sealed precision bearings. Flame retardant upholstery is mildew and bacteria resistant. 250 lbs weight capacity. Features swingaway adult frame, 8" solid rubber casters, 24" DTM rear wheels, chrome handrim, lightweight blue vinyl upholstery, padded upholstered arms, carry pocket and double embossed upholstery. Three-year warranty. Front riggings sold separately (N50050 or N50052).

- N50023 16" Wide Wheelchair w/full removable arm
- N50024 18" Wide Wheelchair w/full removable arm
- N50025 16" Wide Wheelchair w/desk removable arm
- N50026 18" Wide Wheelchair w/desk removable arm

Wheelchairs May Be Shown with Optional Equipment  
Front riggings sold separately (N50050 or N50051) on all Models



N50019



N50009



N50011



**LIGHTWEIGHT WHEELCHAIRS**

The perfect wheelchair for both short and long term use. This versatile, lightweight frame meets RESNA standards for manual wheelchairs in product performance. Low maintenance, dual sealed precision bearings. Urethane upholstery is mildew and bacteria resistant. 250 lbs weight capacity. Features swingaway adult frame, 8" solid rubber casters, 24" DTM rear wheels, chrome handrim, lightweight black vinyl upholstery, padded upholstered arms and double embossed upholstery. Three-year warranty.

- N50019 16" Wide Wheelchair w/full removable arm
- N50020 18" Wide Wheelchair w/full removable arm
- N50021 16" Wide Wheelchair w/desk removable arm
- N50022 18" Wide Wheelchair w/desk removable arm



**STANDARD WHEELCHAIRS**

The perfect combination of both quality and economy. Meets RESNA standards for manual wheelchairs in product performance. Low maintenance, dual sealed precision bearings. Heavy-duty inner liners keep seat and back from stretching. 16-gauge crossbraces add strength and durability. 250 lbs weight capacity. Features 8" solid rubber casters, 24" DTM rear wheels, chrome handrim, blue vinyl upholstery, padded upholstered arms, carry pocket and double embossed upholstery. Three-year warranty.

- N50009 20" Wide Wheelchair w/swingaway adult frame & full removable arm
- N50010 20" Wide Wheelchair w/swingaway adult frame & desk removable arm
- N50001 16" Wide Wheelchair w/fixed frame, full permanent arm & aluminum footplates
- N50002 18" Wide Wheelchair w/fixed frame, full permanent arm & aluminum footplates
- N50003 16" Wide Wheelchair w/swingaway adult frame & full permanent arms
- N50004 18" Wide Wheelchair w/swingaway adult frame & full permanent arms
- N50005 16" Wide Wheelchair w/swingaway adult frame & full removable arms
- N50006 18" Wide Wheelchair w/swingaway adult frame & full removable arms
- N50007 16" Wide Wheelchair w/swingaway adult frame & desk removable arms
- N50008 18" Wide Wheelchair w/swingaway adult frame & desk removable arms



**TRANSPORT WHEELCHAIRS**

Designed for safe and efficient patient transport. Meets RESNA standards for manual wheelchairs in product performance. Low maintenance, dual sealed precision bearings. Flame-retardant upholstery resists mildew and bacteria. Fold-down or fixed-back option makes storage convenient. 8" solid casters. 250 lbs weight capacity. Features swingaway adult frame, blue vinyl upholstery, padded upholstered arms, carry pocket and double embossed upholstery. Three-year warranty.

- N50011 16" Wide Wheelchair w/full permanent arms
- N50012 18" Wide Wheelchair w/full permanent arms
- N50013 16" Wide Wheelchair w/full removable arms
- N50014 18" Wide Wheelchair w/full removable arms
- N50015 16" Wide Wheelchair w/desk removable arms
- N50016 18" Wide Wheelchair w/desk removable arms



**WHEELCHAIR ACCESSORIES**

- N50052 Elevating Legrests w/aluminum footplate & padded calf pads w/blue upholstery & hemi spacing (For hemi chairs)
- N50050 Footrests w/aluminum footplate (For lightweight & hemi chairs)
- N50051 Elevating Legrests w/aluminum footplate & padded calf pads w/black upholstery & hemi spacing (For lightweight chairs)

**For standard, heavy duty & transport chairs**

- N50048 Footrests w/aluminum footplate
- N50049 Legrests w/aluminum footplate padded calf pads

**PRIDE MOBILITY NEW JAZZY 1113 PORTABLE POWER CHAIR**

The Jazzy 1113 easily disassembles for transport with the heaviest piece weighing only 32 pounds. In addition, the Jazzy 1113 combines patented mid-wheel drive performance and maneuverability with an incredible turning radius of only 16.5". Offering numerous seating options and fully programmable electronics, the Jazzy 1113 combines performance, style and true portability.

J1113 Jazzy 1113 Portable Power Chair

**PRIDE MOBILITY QUANTUM BLAST**

Rugged Sport-Trac Suspension for a smooth and stable ride over challenging terrain, and fully programmable electronics. Accepts a broad range of seating options and active rear anti-tip wheels. 14" pneumatic, rear-mounted drive wheels, except the Blast X-Treme has 16" pneumatic, rear-mounted drive wheels.

650 Blast 650 - 6.25 mph, weight cap. 300 lbs.  
 850 Blast 850 - 8.5 mph, weight cap. 300 lbs.  
 HD Blast HD - 7 mph, weight cap. 400 lbs.  
 XT Blast X-Treme - 10 mph, weight cap. 300 lbs.

**PRIDE MOBILITY CELEBRITY SCOOTER**

Celebrity has contoured seating with adjustable back angle, flip-up height adjustable armrests, sliding and pneumatic seat. Full directional lighting package (includes head, tail and running lights), and whisper-quiet drivetrain system. All controls at your finger tips (lighted soft-touch control panel) and infinitely adjustable tiller with auto-leveling console allows the digital console, headlight, and mirror to remain level. Audible back-up warning signal (indicator may be disengaged) and full front and rear "soft ride suspension" (for a smooth and comfortable ride). Stylish contemporary designs and 10" rear / 9" front tires for increased ground clearance.

C3Whl Celebrity 3 Wheel Scooter  
 C4Whl Celebrity 4 Wheel Scooter

**PRIDE MOBILITY LIFT CHAIRS**

In *Pride's Gentle Line*, discover the most incredible Lift Chair value available today. Attributes like an integrated battery back-up, a heavy-duty motor and actuator, and an extremely durable frame all ensure years of reliable service and enjoyment. Massage Option, Standard Arm and Head Covers and the amazing Megamat Plus motor are all included in your Gentle Line of Lift Chairs. The *Pride Luxury Line* combines all of the *Pride Lift Chair* standards with the ultimate opulent touches—foam pillow backs, overstuffed arms, deluxe fabrics and colors, and the most extensive recline available—to offer you a stunning, yet practical, complement to your home. Massage Option, Standard Arm and Head Covers and the amazing Megamat Plus motor are all included in your Luxury Line of Lift Chairs. All Luxury Lift Chairs, also come with a Fully Padded Ottoman and a weight capacity of 375lbs, except the TMR-801 (weight capacity 250 lbs with casters and 300 lbs, without casters).

**Gentle Line - Hardwood Frame and Full Foam Button Back**

TMR-49 Weight Cap. 375 lbs., Seat Width 20" & 2 Recline Pos.  
 TMR-58 Weight Cap. 375 lbs., Seat Width 20", 2 Recline Pos. & Heat Option  
 TMR-348 Weight Cap. 375 lbs., Seat Width 21" & 3 Recline Pos.  
 TMR-349 Weight Cap. 375 lbs., Seat Width 19" & 3 Recline Pos.  
 TMR-329 Weight Cap. 375 lbs., Seat Width 23", 3 Recline Pos. & Dual Motor  
 TMR-540 Weight Cap. 450 lbs., Seat Width 25", 2 Recline Pos. & Dual Motor

**Luxury Line - Hardwood Frame and Full Foam Button Back**

TMR-450 Seat Width 20", 3 Recline Pos. & Super Fill Removable Back Cushions  
 TMR-560 Seat Width 19", 3 Recline Pos. & Blown Fiber Waterfall Back Pillow  
 TMR-570 Seat Width 20", 3 Recline Pos. & Blown Fiber Waterfall Back Pillow  
 TMR-575 Seat Width 22", 3 Recline Pos. & Super Fill Pillow Back  
 TMR-585 Seat Width 18", 3 Recline Pos. & Biscuit-back Design  
 DMR-660 Seat Width 19", Infinite Recline Pos. & Super Fill Pillow Back  
 DMR-670 Seat Width 20", Infinite Recline Pos. & Blown Fiber Waterfall Back Pillow  
 TMR-801 Seat Width 21", 2 Recline Pos. & Blown Fiber Split Back

**SUNRISE MEDICAL GUARDIAN H-1000 SERIES WHEELCHAIRS**

Dark blue color.

**Fixed Arm, No Footrest**

916-0607 16" Width  
 918-0607 18" Width

**Detachable Desk Arm, No Footrest**

916-4607 16" Width  
 918-4607 18" Width

**Fixed Arm, Fixed Footrest**

916-0007 16" Width  
 918-0007 18" Width

**Footrests**

02227-16 Swingaway Footrest, Plastic Footplate For 16" Width  
 02227-18 Swingaway Footrest, Plastic Footplate For 18" Width  
 02228-16 Elevating Footrest, Plastic Footplate, Non-Padded For 16" Width  
 02228-18 Elevating Footrest, Plastic Footplate, Non-Padded For 18" Width

Wheelchairs May Be Shown with Optional Equipment



9SL/AWD86/88/T943C



9RC/WD86/28/T944C

**INVACARE 9000 SL WHEELCHAIRS**

Durable, low maintenance triple chrome plated carbon-steel frame is long lasting. Multiple frame color variations for customizing. Dual axle positions allow variation of seat to floor heights. Urethane rear tires, mounted on a "No Flex" wheel offer superior performance. Urethane casters for better ride and lighter weight. No maintenance, dual-sealed precision bearings. Heavy duty inner liners keep seats and backs from stretching. Flame retardant upholstery resists mildew and bacteria, we well as cold-crack and UV damage. Space Saver arms narrow overall frame width without limiting seat width. 250 lb weight limit. Lifetime warranty on frame and crossbraces.

**Features: Desk Length Flip Back Arms, Swing Away Footrest**

9SL/AWD86/88/T943C 18" x 16" Adult Height,  
 9SL/AWD66/88/T943C 16" x 16" Adult Height  
 9SL/H/WD86/88/T943C 18" x 16" Hemi Height  
 9SL/H/WD66/88/T943C 16" x 16" Hemi Height

**INVACARE 9000 XT WHEELCHAIRS**

Adjustable-angle back easily changes from -5° to 20° in 5° increments. Back is adjustable from 15" to 19" in 1" increments and anti-tippers are standard. Durable, low maintenance triple chrome plated carbon-steel frame is long lasting. Multiple frame color variations for customizing. Dual axle positions allow variation of seat to floor heights. Urethane rear tires, mounted on a "No Flex" wheel offer superior performance. Urethane casters for better ride and lighter weight. No maintenance, dual-sealed precision bearings. Heavy duty inner liners keep seats and backs from stretching. Flame retardant upholstery resists mildew and bacteria, we well as cold-crack and UV damage. 250 lb weight limit. Lifetime warranty on frame and crossbraces.

**Features: Desk Length Flip Back Arms, Elevating Legrest**

9RC/WD86/28/T944C 18" x 16" Recliner  
 9RC/WD66/28/T944C 16" x 16" Recliner



**INVACARE TRACER® EX WHEELCHAIRS**

Durable, low maintenance triple chrome plated carbon-steel frame is long lasting. 14 gauge crossbraces add strength and durability. Urethane rear tires, mounted on a "No Flex" wheel offer superior performance. No maintenance, dual-sealed precision bearings. Composite soft touch handrims do not rust or crack, and are completely sealed for user safety. Heavy duty inner liners keep seats and backs from stretching. Flame retardant upholstery resists mildew and bacteria, we well as cold-crack and UV damage. Upholstery is dual embossed. 250 lb weight limit. Five year warranty.

TREX/WD86/08/TR13 18" x 16" Adult Height, Permanent Arms, Swing Away Footrest  
 TREX/WD86/28/TR14 18" x 16" Adult Height, Desk Length Detachable Arms, Elevating Legrest

**Features: Desk Length Detachable Arms, Swing Away Footrest**

TREX/WD06/28/TR13 20" x 16" Adult Height  
 TREX/WD86/28/TR13 18" x 16" Adult Height  
 TREX/WD66/28/TR13 16" x 16" Adult Height

**Features: Full Length Detachable Arms, Swing Away Footrest**

TREX/WD06/18/TR13 20" x 16" Adult Height  
 TREX/WD86/18/TR13 18" x 16" Adult Height  
 TREX/WD66/18/TR13 16" x 16" Adult Height

Wheelchairs May Be Shown with Optional Equipment



**SUNRISE BREEZY 100® WHEELCHAIRS**

- Standard**
- CS10N6SBFLP 16", Detachable Full Arm, Padded
  - CS10N6SBDKP 16", Detachable Desk Arm, Padded
  - CS10A6SBFLP 18", Detachable Full Arm, Padded
  - CS10A6SBDKP 18", Detachable Desk Arm, Padded
  - CS10W6SBFLP 20", Detachable Full Arm, Padded
  - CS10W6SBDKP 20", Detachable Desk Arm, Padded
- Hemi**
- CH10N6SBDKP 16", Detachable Desk Arm, Padded
  - CH10A6SBFLP 18", Detachable Full Arm, Padded
  - CH10W6SBFLP 20", Detachable Full Arm, Padded
  - CH10W6SBDKP 20", Detachable Desk Arm, Padded
- Recliner**
- CS10N6RBFLP 16", Detachable Full Arm, Padded
  - CS10N6RBDKP 16", Detachable Desk Arm, Padded
  - CS10A6RBFLP 18", Detachable Full Arm, Padded
  - CS10A6RBDKP 18", Detachable Desk Arm, Padded
  - CS10W6RBFLP 20", Detachable Full Arm, Padded
  - CS10W6RBDKP 20", Detachable Desk Arm, Padded

**SUNRISE MEDICAL GUARDIAN RECLINER SERIES WHEELCHAIR**

Dark blue color.  
988-2607 18" Detachable Full Arm, Recliner, No Footrest



5825



5814Q2

**GENDRON TRACKER TRANSPORT WHEELCHAIR**

Standard features include: heavy duty textilene seat liner; screw attached clothing guards; cushioned vinyl arm rests; precision machined bearings; uni-mold mag composite wheels; molded handrim and flared back construction. Chair is standard with permanent full length arms; permanent back, 18"W x 16"D seat and permanent front riggings. Black, Navy Blue, Burgundy, Gray and Brown upholstery available.  
5825 18"W x 16"D has 250-350 lb weight limit.

**GENDRON TRACKER DLX WHEELCHAIR**

Standard features include: cushioned vinyl arm rests; cushioned, contoured vinyl calf pads; reinforced gusset at caster journal; uni-mold mag composite wheels, molded handrim; embossed upholstery; heavy duty seat liner; precision machined wheel and fork bearings; reinforced caster fork off set caster journals; bright chrome finish; 20" and 22" seat widths feature square cross braces; permanent arm chairs feature flared back construction. Chair is standard with full length permanent arm, recliner headrest, permanent back, 18"W x 16"D seat, aluminum footplates. Black, Navy Blue, Burgundy, Gray, Brown, Teal and Brittany Blue upholstery is available at no extra charge. 250-350 lb weight limit.

- 5814QNA 16"W x 16"D, 250 lb Capacity
- 5814Q 18"W x 16"D, 250 lb Capacity
- 5814Q2 20"W x 16"D, 350 lb Capacity
- 5814QNA-61 16"W x 16"D Chair w/removable desk length arms
- 5814QNA-62 16"W x 16"D Chair w/removable full length arms
- 5814Q-61 18"W x 16"D Chair w/removable desk length arms
- 5814Q-62 18"W x 16"D Chair w/removable full length arms
- 5814Q2-61 20"W x 16"D Chair w/removable desk length arms
- 5814Q2-62 20"W x 16"D Chair w/removable full length arms

Wheelchairs May Be Shown with Optional Equipment

**GENDRON TRACKER HEMI WHEELCHAIR**

Standard features include: heavy duty textilene seat liner; screw attached clothing guards; cushioned vinyl arm rests; precision machined bearings; uni-mold mag composite wheels and molded handrim. Chair is standard with desk length removable arms; 18"W x 16"D seat; 19 3/4" seat height and aluminum footplates. Black, Navy Blue, Burgundy, Gray, Brown, Teal, Brittany Blue and Black Nylon upholstery available. 250-350 lb weight limit.

- 5815Q Base Wheelchair w/dual position rear axles
- Options**
- 62(5815Q) Full Length, Removable, Height Adjustable Arms
  - 2(5815Q) 20"W x 16"D Seat
  - S1616(5815Q) 16"W x 16"D Seat
  - SH1800(5815Q) 18" (24" Rear 8" Caster) Seat Height
  - SH1725(5815Q) 17 1/4" (22" Rear 6" Caster) Seat Height
  - 33(5815Q) Swing Away Foot Rests
  - 35(5815Q) Swing Away Elevating Leg Rests
  - 61(5815Q) Desk Length Arms, Standard

**INVACARE NUTRON R32 POWER CHAIR**

Designed to meet basic transportation and mobility needs easily and economically. Folds to 13" for transport. 250 lb weight limit. Flip-back desk- and full-length arms. Seat-to-floor height of 17.75" & 19.75". Closed-loop system helps maintain speed and direction, even downhill. Dynamic (on-demand) braking with regeneration. True free-wheeling with simple clutch release. Adjustable height back and telescoping front riggings are standard. Available with black vinyl upholstery only. Maximum speed of 4 mph.  
R32 Nutron R32



**GENDRON REGENCY LX POWER WHEELCHAIR 7500 SERIES**

Standard features include: battery charger (battery not included); heavy duty direct drive motors with electronic braking; rear anti-tip attachments; black nylon upholstery; programmable controller; flat free 20" rear wheels. Chair is standard with folding frame style, full length removable arms, permanent 18" back, 18 1/2" seat to floor, 24" seat width, 18" seat depth, right hand control position, black frame, heavy duty nylon sling and 8" x 2" semi pneumatic caster wheels. 600 lb weight limit.  
7500 Standard Base Chair

- Options**
- 26(7500) 26" Seat Width
  - 28(7500) 28" Seat Width
  - 30(7500) 30" Seat Width
  - SD19(7500) 19" Seat Depth
  - SD20(7500) 20" Seat Depth



**ALARM CUSHION**

Pressure sensor inside foam cushion or wedge sets off alarm if unattended patient is out of wheelchair. Long lasting sensor is sealed inside incontinent-proof vinyl cover. Alarm may be set for continuous or pulse signal. Sold as complete unit with alarm, selector switch and pressure sensor.

- 754110-AL Ultra-Wedge, Vinyl Cover, 16" x 18" x 3 1/2" x 1 1/2"
- 754120-AL Ultra-Wedge, Vinyl/Cloth Cover, 16" x 18" x 3 1/2" x 1 1/2"
- 754160-AL Ultra-Wedge, Vinyl Cover, 16" x 18" x 4 1/2" x 1 1/2"
- 754170-AL Ultra-Wedge, Vinyl/Cloth Cover, 16" x 18" x 4 1/2" x 1 1/2"
- 754310-AL Ultra-Cushion, Vinyl Cover, 16" x 18" x 3 1/2"
- 754320-AL Ultra-Cushion, Vinyl/Cloth Cover, 16" x 18" x 3 1/2"
- 754330-AL Ultra-Cushion, Gel-Foam, Vinyl/Cloth Cover, 16" x 18" x 4"



**PROFEX WHEELCHAIR PILLOW POSITIONER**

Combines dignity with safety and comfort. Thick, vinyl covered LapBuddy® slip under and around wheelchair arms to help position patient in an upright position while providing a resting place for hands and arms. Available for traditional or desk arm wheelchairs. Padded leg rest slips behind patient's calves to assist in comfort and position. Foot pad with attached leg rest gives added height and greater comfort to traditional foot rests; available in 1"-4" thickness (please specify when ordering). Available in buckskin, adobe white, camel, blush, rose, soft peach, seafoam, bordeaux, colonial blue, parchment and pearl.

- 189 Lap Pad For Traditional Chair Arms
- 189DA Lap Pad For Desk Arm Chairs
- 289-181 1" Thick Foot Pad w/attached leg rest
- 289-182 2" Thick Foot Pad w/attached leg rest
- 289-183 3" Thick Foot Pad w/attached leg rest
- 289-184 4" Thick Foot Pad w/attached leg rest
- 290-180 Leg Rest



**ALPHA PRO TECH UNREAL LAMBSKIN® WHEELCHAIR ACCESSORIES**

Soft, plush lambskin is cool and comfortable to the touch and remains thick even after repeated use and washing. Economical 100% polyester are also available.

**AlphaFleece™**

- 2800 Wheelchair Kit (contains 1 ea. 2801, 2804, 2805 & 2806)
- 2801 Arm Rest Cover, 10 pr/cs
- 2804 Paddle Pad Cover, 10 pr/cs
- 2805 One piece back/seat cover
- 2806 Leg Support Cover
- 2250 Cushion, 18" x 18" x 1", Removable Foam Core, 10/cs

**Unreal Lambskin®**

- 265 WheelChair Kit (contains 1ea. 230, 240, 242, 271F)
- 230 Foot Rest Pads, 12 pr/cs
- 240 Arm Pads (for commodes also), 12 pr/cs
- 242 Leg Support Cover
- 250 Cushion Cover Fits 16" x 18" Cushions 1"-3" Thick, 12/cs
- 251 Cushion Cover w/AlphaFoam Eggcrate insert, 16" x 18" x 2", 12/cs
- 270 One-Piece Back/Seat Cover, Fits All Standard Models, 12cs
- 271 Deluxe One-Piece Back/Seat Cushion Cover w/pockets in seat & back for gel, Eggcrate or Foam Inserts From 1"-3", 12/cs
- 271F Deluxe One-Piece Back/Seat Cushion w/1" Foam Insert in Back & 2" AlphaFoam Eggcrate Insert in Seat, 12/cs



**LATERAL BODY SUPPORT**

Improves sitting posture for the wheelchair or geri-chair user who leans to one side. Vertical support slips between patient's body and chair arm to stabilize the torso while a foam cushioned armrest trough supports the arm. Available in washable synthetic sheepskin or polyester. Elevated-arm version aids in controlling edema.


- 706010 12 3/4" H, Synthetic Sheepskin
- 706011 12 3/4" H, Polyester
- 706015 14" H, Synthetic Sheepskin
- 706016 14" H, Polyester
- 706020 12 3/4" H, Right Elevated-Arm, Synthetic Sheepskin
- 706021 12 3/4" H, Left Elevated-Arm, Synthetic Sheepskin



**SLIDE-GUARD CUSHION**

An alternative to restraints for patients who slide down in the wheelchair. Pommel acts as abductor. Pressure-relieving gel flotation evenly distributes patient's weight. The temperature-reducing gel lessens heat build-up and perspiration to keep tissue damaging moisture to a minimum. Available in firm or soft foundations. Firm is for the patient whose spine and posture may require the elimination of wheelchair "center sag". Firm foundation cushions have hardwood inserts to prevent hammock effect. 16" x 18".

- 751210 Gel, Firm, Polyester
- 751230 Gel, Soft, Polyester
- 751260 Foam, Soft, Polyester
- 751265 Foam, Soft, No Outer Cover
- 751280 Foam, Firm, Polyester



**BASIC ECONOMY WHEELCHAIR CUSHION**

Comfortable, mildly contoured foam design with beveled bottom compensates for the effects of sling upholstery, providing a more level sitting surface for better posture. Incontinent cover with non-skid bottom helps prevent cushion from moving, increasing stability. One-year warranty.

- 309 20" x 18"
- 301 18" x 18"
- 300 18" x 16"
- 306 16" x 18"
- 305 16" x 16"
- 308 14" x 16"



**COMBI® CUSHION AND LUMBAR SUPPORT**

Dual density foam padding provides comfort while improving sitting posture. Firmer foam under the legs gives extra support, while under the buttocks a softer foam allows greater comfort. Pre-contoured to discourage leaning or slouching, with slight abductor in the center to help prevent legs from coming together. Optional Solid Seat Insert helps counteract adverse effects of sling upholstery (specify size when ordering). Lumbar support device helps restore the natural curve of the spine, reducing back pain and muscle stress. Incontinence-resistant cover. Five-year warranty.

- 200NB Regular Adult Short, 18" x 16"
- 201NB Regular Adult, 18" x 18"
- 202NB Large Adult, 20" x 18"
- 203NB Regular Adult Long, 18" x 20"
- 205NB Narrow Adult Short, 15 1/2" x 16"
- 206NB Narrow Adult, 15 1/2" x 18"
- 207NB Narrow Adult Long, 16" x 20"
- 210NB Junior, 14" x 14"
- 215NB Child, 12" x 12"

**PROFESSIONAL CASE WHEELCHAIR CASES**

14" x 4" x 15". Constructed of 600 denier waterproof polyester with two large durable mesh pockets on front and sides. Top pocket with a lock-down flap. Case attached over chair back. Reflective tape included.

- P-65216 Deluxe Two-Toned, Color Combinations: Black/Royal, Black/Burgundy, Black/Hunter Green
- P-65215 Deluxe, Colors: Black, Burgundy, Royal, Hunter Green



**HAUSMANN WHEELCHAIR LAP TRAY**

Oak formica covered surface. Lacquer sealed edges. 6" x 15" cutout. Two Velcro straps.

- 5062 24"L x 19"W x 1/4"H
- 5061 24"L x 19"W x 5/8"H, w/spill-proof grooves

**DURO-MED FOLDING LAP TRAY**

Legs fold under tray. Side pockets for storage. Easily cleaned polyethylene.

- 4075 22" x 14" x 8", White



**ALPHA PRO TECH UNIVERSAL WHEELCHAIR LAP-TOP TRAY**

Serves as a reminder for patients/residents to request assistance before leaving the wheelchair. Also helps forward-leaning individuals maintain an upright sitting posture by providing a supporting foundation for his/her elbows. Thick foam pad with Infinity™ print vinyl cover is durable and easy-to-clean. Green print.

Fits 16" to 18" width wheelchairs. Packaging: 6/case.

- 350 2 1/2" Lap-Top Tray w/cut-outs & vinyl cover
- 351 3 1/4" Lap-Top Tray w/cut-outs & vinyl cover
- 352 4" Lap-Top Tray w/cut-outs & vinyl cover
- 353A 3 1/4" Lap-Top Tray w/o cut-outs
- 353 4" Lap-Top Tray w/o cut-outs

**DURO-MED WHEELCHAIR RAMP**

Strong rust resistant aluminum. Can accommodate up to 350 lbs. Durable non-skid treads. Adjusts to 5' with unique snap buttons.

- 4096 Wheelchair Ramp

**LUMEX AKROS® D.F.D. COMMODE CUSHIONS**

Provides special protection for patients who need to use a commode or bed pan for extended periods. The pressure on bony prominences is reduced by the exclusive combination of gel and foam. Uses D.F.D. construction for pressure reduction while toileting. Covered with Staph Chek Flex® for infection control; antimicrobial, fire retardant and easy to clean. Submersible version is excellent for use with bath benches and shower chairs. May be steam cleaned or cold sterilized.

- 8164561 16" x 17"
- 8174561 17" x 23", Submersible

**GENDRON EXTRA WIDE HEAVY DUTY COMMODE**

700 lb weight capacity. Offset rear legs for stability. Full width back rail. Over-sized seat. Height adjustable from 18"-24". Non-skid leg tips. 26" width between arms.

- 5130 Heavy Duty Commode

**SUNRISE MEDICAL EASY-CARE™ COMMODES**

- 30210 Aluminum, w/back, lid, splashguard & pail, 2/cs
- 30211 Chrome Steel, w/back, lid, splashguard & pail, 2/cs
- 30213 Painted Steel, w/back, lid, splashguard & pail, 2/cs
- 30206 Aluminum, w/o back, w/pail & splashguard, 2/cs



**INVACARE COMMODES**

**Extra-Wide**

- 6496 Extra-Wide Commode w/16" seat, (2 pack)
- 6496-S Extra-Wide Commode w/16" seat (single pack)

**Accessories**

- 6086 Footrest, Clamp-On For Models 9671, 9669
- 6310 Padded Seat, White
- 6311 Wheeled Leg Extension For Models 9671 & 9669



9630-1



9669

**INVACARE I-CLASS™ ALL IN ONE COMMODE**

Can be used as a toilet safety frame, a raised toilet seat, or outside the bathroom as a stationary commode. Splash shield. Snap on seat and lid. Removable backrest with wing nuts. 7/8" steel frame. Height adjustable leg extensions in 1" increments. Angled legs for increased stability. Anti-rattle collars to eliminate noise. Four non-skid rubber tips. 300 lb weight limitation.

- 9630-1 Gray Coated
- 9630-4 Gray Coated, 4/pk
- 9640-1 Chrome
- 9640-4 Chrome, 4/pk

**INVACARE DROP-ARM COMMODE**

Snap-on seat and lid. Pail with lid. Can be used over the toilet with use of optional splash shield. Chrome plated 1" welded steel tubing. Adjustable-height leg extensions. Angled legs for increased stability. Three year limited warranty. 250 lb weight limitation.

- 9669 Drop-Arm Commode



1508W



1560

**DURO-MED PLASTIC TOILET SEAT RISERS**

Fits any size bowl. Unbreakable polyethylene. Easy to clean. No installation required. Completely portable. Places directly onto toilet.

- 1508B 5" Rise, Light Blue
- 1508W 5" Rise, White
- 1509 6" Rise, White, Deluxe w/hand grasp

**DURO-MED™ SAFETY RISER SEAT**

Built-in molded safety hand supports for the ultimate in patient security and comfort. Has a built-in orthopedic ridge for extra back support. Universal design fits any commode.

- Raises seat by 6". One-piece molded polyethylene. Supports up to 250 lbs. 21 1/2" wide.
- 1560 Duro-Med™ Safety Riser Seat

**DURO-MED DELUXE RAISED TOILET SEAT**

Complete one-piece full plastic splash guard. Adjusts from 3"-6" for patient comfort. White plastic toilet seat. Duro-Coat® bracket guards protect bowl and keep seat in place.

- 1501 Deluxe Raised Toilet Seat
- 1502 Deluxe Raised Toilet Seat w/extra rear bracket
- 1505 Foam Padded Raised Toilet Seat
- 1507 Universal Raised Toilet Seat For Elongated Bowl



**LUMEX IMPERIAL COLLECTION DROP-ARM COMMODE**

Easy to operate drop-arm mechanism. Unique molded platform seat extends the length and width of commode. All steel frame with VersaGuard coating. Adjustable legs allow for flexible seat height. Complete with pail, lid and splash guard. Solid plastic seat is easy to clean and will not chip or crack. 400 lb weight capacity.  
6438 Drop-Arm Commode



**LUMEX ELEVATED TOILET SEAT**

Seat is angle and height adjustable to maximize comfort. Soft seat is constructed of firm padding covered in stain and tear resistant vinyl. Two standard and two rear locking brackets securely lock onto toilet for maximum safety during transfers. Maximum seat angle 12.5°. Seat height adjusts from 4 1/2"-6". Packed one per case.

- 6493 Raised Toilet Seat, Cushioned w/2 rear locking brackets
- 6490 Raised Toilet Seat w/standard brackets
- 6492 Raised Toilet Seat w/2 rear locking brackets
- 6497 Raised Toilet Seat, Multiposition, Open Padded

**Accessories**

- 6495 Locking Brackets, Pair
- 6499 Extra Wide Locking Brackets, Pair



**INVACARE CAREGUARD™ RAISED TOILET SEAT**

Elevates existing seat height by 5". Comfortable, contoured seat is made of easy-to-clean, durable molded composite. Recommended for use with #1392 Toilet Safety Frame. Lifetime limited warranty. 250 lb weight limitation.  
685-4 Raised Toilet Seat

**DURO-MED FEMALE URINALS**

- 5068 Female Urinal
- 5068C Female Urinal, 36/cs
- 5090 Autoclavable Female Urinal

**DURO-MED MCGUIRE STYLE MALE URINALS**

- McGuire style. Soft latex sheath that snaps off. Washable. Elastic waistband. Unique one-way valve prevents fluid return. One size fits all. Individually boxed.
- 7752 Suspensory Male Urinal (Waistband, Sheath, & 20 oz Leg Bag w/adjustable latex straps)
  - 7754 Adjustable Day/Night Male Urinal (Waistband, Sheath, & 20 oz Leg Bag w/adjustable latex straps)
  - 7756 Drip Male Urinal (Waistband & Sheath, Holds 5 oz w/plug)
  - 7757 Rubber Replacement Sheath For #7752 & #7756
  - 7758 20 oz Leg Bag & Connecting Tube w/straps
  - 7752W Waistband For 7752

**DURO-MED PARA QUAD URINALS**

- Easy to use by anyone with reduced mobility. Made of sturdy, durable material and can be washed for re-use. Individually poly bagged.
- 5091 Male Bed Urinal, 700cc
  - 5092 Male Chair Urinal, 400cc
  - 5093 Female Chair Urinal, 600cc

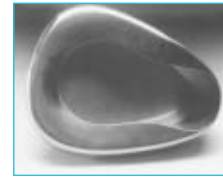
**MEDIGEN FEMALE URINAL**

Select from Gent-L-Kare® disposable and Gent-L-Klave® reusable urinals.  
H145-01 Gent-L-Kare® Female Urinal, 35 oz/1040 cc, Translucent, 36/cs

**MEDIGEN MALE URINALS**

Translucent urinals permit measuring ease, visualization of contents and are graduated in 25 cc and 1 oz increments up to 1000 cc's. Aqua-colored reusables conceal contents making the urinals aesthetically pleasing. Select from Gent-L-Kare® disposable and Gent-L-Klave® reusable.

- 00195 Gent-L-Klave Urinal, Translucent Base w/powder blue lid, 12/cs
- H140D-01 Gent-L-Kare Urinal, Translucent Base w/Natural lid, 50/cs
- H141-01 Gent-L-Kare Urinal, Translucent Base w/gold lid, 50/cs



**MEDIGEN BEDPANS**

Stainless steel construction and easy to clean.  
89010 Adult, 14" x 11 3/8" x 4 3/8"

**MEDIGEN CONVENTIONAL BEDPANS**

Disposable and sterilizable plastic, durable bedpan is warm to the touch for patient comfort. Greater capacity avoids spills. Packaging: 12/case unless noted.

- H130-04 Green w/cover
- H130-05 Gold w/cover
- H131-04 Green
- H131-05 Gold
- H131-10 Dusty Rose
- H132-02 Covers, White, 500/cs
- H131BG-05 ComfortGlide™, Gold
- H131BG-10 ComfortGlide™, Dusty Rose
- 00080 Blue, Adult, Sterilizable Plastic, 6/cs

**MEDIGEN PONTOON BEDPANS**

Disposable. Contoured with wide seat and "pontoons" on sides to aid stability. Recessed tailbone area for extra comfort. Packaging: 20/case unless noted.

- H120-08 Ivory
- H120-10 Dusty Rose
- H122-05 Gold w/cover, 10/cs
- H120BG-05 ComfortGlide™, Gold
- H120BG-10 ComfortGlide™, Dusty Rose



89020



00081

**MEDIGEN STAINLESS STEEL FRACTURE BEDPAN**

Stainless steel. Features a conventional style seat and large handle for self-orientation. The high front prevents splashing.  
89020 11 7/8" x 9 1/2" x 2 7/8"

**MEDIGEN FRACTURE BEDPANS**

Conventional style seat and large handle for self-orientation. High front prevents splashing.

**Disposable**

- H100-05 Gold, 50/cs
- H100-08 Ivory, 50/cs
- H101-05 Large, Gold w/o handle, 12/cs
- H101-08 Large, Ivory w/o handle, 12/cs

**Sterilizable Plastic**

- 00081 Blue, 6/cs

**MEDIGEN GENT-L-KARE® STACKABLE BEDPANS**

Great space savers. To maximize storage options, units nest nicely together. Select from original or commode styles. Both provide comfort, convenience and fit standard commodes/toilets.

- H112 Original Stackable Bedpan, Specify Color: Turquoise or Gold, 50/cs
- H113 Commode Stackable Bedpan, Specify Color: Turquoise, Mauve, Ivory, Gold or Pewter, 50/cs

**MEDIGEN SITZ BATHS**

Comfort-contoured sitz bath is designed with front to back water flow, reducing the risk of yeast infections. Packaging: 10/case.

- H990-04 Green
- H990-05 Gold
- H990-07 Turquoise
- H990-10 Dusty Rose



**OMNIMED BEDPAN RACKS**

Fastens to wall or bedside cabinet. Securely holds bedpans of all types including stainless steel, porcelain, plastic or disposable.

- 303012 Bedpan Rack, Stainless Steel
- 303026 Bedpan Rack, Stainless Steel, Holds 2 Side By Side
- 303512 Bedpan Rack, Aluminum
- 303526 Bedpan Rack, Aluminum, Holds 2 Side By Side



**MEDIGEN GENT-L-KARE® SITZ BATH**

Fitting standard toilets and commodes, sitz baths are portable and can be used in a variety of locations (e.g. hospital, home). Each basin has rounded edges for simple application, handling and removal. Perfect for administering soothing fluids directly to the perineal area. Each set includes a 2000 ml bag, 60" tubing, adjustable clamp, basin and easy-to-follow instructions. Bags are graduated in 500 ml increments up to 2000 ml's.

- 4520-02 Sitz Bath Set, 20/cs

**MEDIGEN COMMODE SPECIMEN COLLECTION CONTAINER**

Securely fits standard toilets and commodes. The winged edges facilitate application, handling and removal. Easy-to-read graduations in 50 cc and 1 oz increments up to 800 cc's. A handy pour spout permits specimens to be discarded quickly and safely. White. Packaging: 100/case.

- 02072 Commode Specimen Collection Container

**MEDIGEN GRADUATED EMESIS BASINS**

Disposable emesis basin is graduated in oz and cc for easy measuring. Pkg: 250/case.

- H300-02 White, 16 oz (500 cc) Capacity
- H300-04 Green, 16 oz (500 cc) Capacity
- H300-05 Gold, 16 oz (500 cc) Capacity
- H300-07 Turquoise, 16 oz (500 cc) Capacity
- H300-08 Ivory, 16 oz (500 cc) Capacity
- H310-02 White, 23 oz (700 cc) Capacity
- H310-04 Green, 23 oz (700 cc) Capacity



**MEDIGEN EMESIS BASINS**

Heavy-duty, easy-to-handle emesis basin offers a smooth design for easy cleaning. Packaging: 6/case unless noted.

**Stainless Steel**

- 88560 12 oz Capacity, 6 5/8" x 3 1/2" x 1 1/2"
- 88580 16 oz Capacity, 8 1/8" x 3 5/8" x 1 3/4"
- 88600 28 oz Capacity, 9 7/8" x 4 1/2" x 2 1/8"
- 88620 56 oz Capacity, 12" x 5 1/2" x 2 1/2"

**Sterilizable Plastic**

- 00060 16 oz Capacity, 8 1/8" x 3 5/8" x 1 3/4", Blue, 12/cs



**GUARDIAN TRANSFER BENCHES**

- 98338A Economy Transfer Bench, w/non-padded backrest, Grey
- 98308A Economy Transfer Bench, Non-Padded, Molded Seat, Grey



**INVACARE VINYL PADDED TRANSFER BENCH**

Vinyl seat and back are padded with 1 1/4" open-cell foam for comfort. Durable 1" anodized aluminum frame. Nine height adjustments in 1/2" increments. Non-marring, non-slip rubber tips. 300 lb weight capacity. Lifetime limited warranty.

- 9871 Transfer Bench, 2/ctn
- 9871-1 Transfer Bench, Single
- 9871C Transfer Bench w/commode, 2/ctn
- 9871C-1 Transfer Bench w/commode, Single



6358



9681 & 9681P

**INVACARE MOBILE SHOWER CHAIR/REHAB SHOWER COMMODE CHAIR**

- 6358 Mobile Shower Chair/Commode weight capacity 250 lbs.

**INVACARE I-CLASS™ SHOWER CHAIRS**

One-piece, blow-molded seat and back. Durable 1" anodized aluminum frame. Ergonomically shaped backrest snaps in and out easily without tools. Built-in hand-held shower holders. Eight height adjustments in 1" numbered increments. Textured, non-slip seat with drain holes. Non-marring, non-slip rubber tips. 250 lb weight capacity. Lifetime limited warranty.

- 9681 Chair w/back (assembled), 2/cs
- 9681P Chair w/back (unassembled), 2/cs

**GUARDIAN SHOWER CHAIRS**

- 98027 Anodized Aluminum Shower Chair, Padded
- 30400 Easy Care™ Shower Chair, w/back, Assembled, 2/cs
- 30401 Easy Care™ Shower Chair, w/o back, Assembled, 2/cs
- 30402 Easy Care™ Shower Chair, w/back, Knock-Down, 3/cs
- 30403 Easy Care™ Shower Chair, w/o back, Knock-Down, 4/cs



**LUMEX REHAB SHOWER CHAIRS**

- Stainless steel.
- 6873 Shower Chair w/24" mag wheels
  - 6877 Shower Chair w/5" locking casters

**MJM SHOWER CHAIRS "100" SERIES**

Deluxe elongated extra heavy duty contoured open front seat. All casters and backs are double wall reinforced with schedule 40 1" PVC. Aesthetically pleasing, with curved/bend arms. Anti-slip safety hand grips. Fast drying and removable mesh back/sling. Personal pocket/pouch. All models fit over standard height toilet commodes. Structurally designed with 30% more security with four stainless steel bolts on commode seat. Single wheel heavy duty casters (3" x 1 1/4") with removable bolt/nut for easy maintenance. All casters have threaded stem for extra security and safety, casters will not fall/pull out with normal use.

- 115-3 15" Width For Small Adult or Pediatric Needs
- 118-3-FS 18" Width w/4" wider bottom base for extra stability
- 118-3-OF 18" Width, True Open Front
- 118-3 18" Width
- 122-3 22" Width
- 122-4 22" Width w/4" x 1 1/4" casters
- 126-4 26" Width w/4" x 1 1/4" casters & 7 qt. slide out commode pail
- 150 Shower/Bath Chair, Child
- 155 Shower/Bath Chair, Adult
- 160 Shower Bench w/adjustable height, Legs On One Side
- 170 Shower Seat w/adjustable height, Legs On One Side
- 191-S-D Reclining Bath/Shower Chair w/base & casters, Small
- 191-M-D Reclining Bath/Shower Chair w/base & casters, Medium
- 191-L-D Reclining Bath/Shower Chair w/base & casters, Large
- 191-S Reclining Bath/Shower Chair, Small
- 191-M Reclining Bath/Shower Chair, Medium
- 191-L Reclining Bath/Shower Chair, Large

**w/Deluxe elongated open from commode seat & folding footrest**

- 195 Reclining Shower Chair
- 196 Reclining Shower Chair & elevating (padded) leg extension

**Accessories**

- PS-18 Privacy Skirt w/solid fabric for 18" chair
- PS-22 Privacy Skirt w/solid fabric for 22" chair
- PS-26 Privacy Skirt w/solid fabric for 26" chair
- AOF Add On Footrest (can be added to any PVC shower chair)
- S-B Safety Belt, Adjustable
- LSB-18 Lap Security Bar For 18" Chair (factory installed only)
- LSB-22 Lap Security Bar For 22" Chair (factory installed only)
- LSB-26 Lap Security Bar For 26" Chair (factory installed only)
- 7-QT.C 7 Qt Commode Pail w/slide on rails
- 12-QT.C 12 Qt Commode Pail w/slide on rails (comes w/handle)

**INVACARE HAND SHOWERS**

- Includes hand shower, wall bracket, 84" hose.
- 826-4 Standard Massage Hand Shower Kit, White
  - 828-4 Deluxe Hand Shower Kit, White

**Accessories, 4 Individually Retail Pkgs Per Case**

- TS301C Tub Spout Solid Brass Chrome
- DV401C Diverter Valve Solid Brass Chrome

**DURO-MED HEAVY-DUTY INSTITUTIONAL WALL-TO-FLOOR GRAB BAR**

Ideal safety fixture for hospitals, institutions and homes. Designed to with stand heavy stress and wear. Stainless steel 1" tube construction.

- 1610 Wall-to-Floor Grab Bar, 30" x 30"

**DURO-MED HEAVY-DUTY SAFETY TUB BARS**

Unique Lok-Fit® design assures patient support. Chrome-plated bar and vinyl sleeves to prevent marring. 1614/15 17" x 15" Safety Tub Bars, High-Low, Adjusts 3"-6 1/2"

**DURO-MED WHITE VINYL-COATED OR STEEL KNURLED GRAB BARS**

1" O.D., 4 1/2" from wall. Mounting screw included.

- 1550 12" White Vinyl-Coated Steel Grab Bar
- 1552 16" White Vinyl-Coated Steel Grab Bar
- 1554 18" White Vinyl-Coated Steel Grab Bar
- 1556 24" White Vinyl-Coated Steel Grab Bar
- 1570 12" Steel Knurled Grab Bar
- 1572 16" Steel Knurled Grab Bar
- 1573 18" Steel Knurled Grab Bar
- 1574 24" Steel Knurled Grab Bar
- 1576 32" Steel Knurled Grab Bar

**INVACARE KNURLED GRAB BARS**

Constructed of heavy-gauge steel for added stability with a knurled, chrome-plated finish that is rust-resistant. They mount in a variety of angles to wall's structural supports, with rubber gaskets to protect the wall surface.

- 512-3 12" Knurled Chrome
- 516-3 16" Knurled Chrome
- 518-3 18" Knurled Chrome
- 524-3 24" Knurled Chrome
- 532-3 32" Knurled Chrome

**INVACARE FIRMGRIIP GRAB BARS**

Grab bars include a soft-to-the-touch, Firmgrip white vinyl coating; sturdy all steel construction with 3 3/4" wall clearance and a 1" O.D. gripping area.

- 312-3 12" White Vinyl Coated
- 316-3 16" White Vinyl Coated
- 318-3 18" White Vinyl Coated
- 324-3 24" White Vinyl Coated
- 332-3 32" White Vinyl Coated

**INVACARE STAINLESS STEEL GRAB BARS**

Sturdy, welded stainless steel construction, these grab bars come in a polished stainless steel satin finish with stainless mounting hardware included.

- 2716-3 16" Stainless Steel, 1 1/2" Diameter
- 2718-3 18" Stainless Steel, 1 1/2" Diameter
- 2724-3 24" Stainless Steel, 1 1/2" Diameter
- 2732-3 32" Stainless Steel, 1 1/2" Diameter
- 2736-3 36" Stainless Steel, 1 1/2" Diameter
- 2742-3 42" Stainless Steel, 1 1/2" Diameter

**GUARDIAN WALL GRAB BARS**

18G white painted steel. Round bar and round flange.

- 87520 12", 3/cs
- 87530 16", 3/cs
- 87540 18", 3/cs
- 87550 24", 3/cs
- 87560 32"
- 87570 36"



**LUMEX VERSAGUARD® COATED GRAB BARS**

Grab bars provide a firm, secure handhold to prevent accidents. Heavy gauge steel construction for durability and strength. White VersaGuard coating is rust resistant. Welded mounting flanges have no openings for moisture to enter.

- 40033 12" Straight, 3/cs
- 40133 18" Straight, 3/cs
- 40233 24" Straight, 3/cs
- 40333 32" Straight, 3/cs
- 40433 16" Straight, 3/cs
- 4073 16" x 32" Left Angle



**INVACARE I-CLASS™ MOLDED TUB BAR**

Easy-to-adjust locking mechanism. Lightweight, portable and waterproof. No tools or assembly required. Attractive white molded bar blends well with bathroom decor. Non-skid pads protect tub wall. Lifetime limited warranty. 250 lb weight limitation. 705-4 Molded Tub Bar, White



**ALUMINUM CRUTCHES**

Comfortable rounded arm rests, molded hand grips in non-turn grooves and adjusts in 1" increments. Large Pos-o-grip tips and anodized aluminum tubing.

- NP9200-A Adult Crutches, 5ft 2" - 5ft 10", 8 pr/cs
- NP9200-C Child Crutches, 4ft 2" - 4ft 8", 8 pr/cs
- NP9200-T Tall Adult Crutches, 5ft 10" - 6ft 6", 8 pr/cs
- NP9200-Y Youth Crutches, 4ft 6" - 5ft 2", 8 pr/cs



**GUARDIAN FOREARM CRUTCHES**

- 05160 Tall Adult, 5'10" - 6'6"
- 05163 Child, 3'2" - 4'6"
- 05161 Adult, 5'0" - 6'2"
- 05162 Youth, 4'2" - 5'2"



**GUARDIAN RED DOT CRUTCHES**

A fully automatic, adjustable crutch featuring pushbutton positioning for handgrip and height adjustments. Six handgrip positions. Footpiece accommodates heights from 4' 6" - 6' 6". Adjusts in 1" increments.

**With Economy Rubber Accessories**

- 90-214 Tall Adult 5' 10"-6' 6", Adjusts 52"-60", 6 pr/cs
- 91-214 Adult 5' 1"-5' 9", Adjusts 44"-52", 6pr/cs
- 92-214 Youth 4' 6"-5' 2", Adjusts 37"-45", 6 pr/cs



**LUMEX DELUXE LIGHTWEIGHT QUAD CANE**

Uni-Line™ design places user's weight directly over the base. Easy push-button height adjustment with locking collet. Tool-free left to right hand adjustment. Nitrile® grip is soft, warm and contoured which reduces the change of slippage. 6312-4 Large Base, 4/cs  
6313-4 Small Base, 4/cs

**EASY-CARE™ QUAD CANES**

- 30340 Easy-Care, Adult, Wide Base, 7" x 11", Adjusts 29"-38"
- 30345 Easy-Care, Adult, Narrow Base, 5" x 7", Adjusts 29"-38"

**SUNRISE MEDICAL UNI-POISE® ALUMINUM ADJUSTABLE CANES**

- 05355 Brite, Adult, Adjusts 31"-40", 7/8" Handle, 6/cs
- 05370 Brite, Adult, Adjusts 29"-38", Full Curved 7/8" Handle, 6/cs
- 30370 Easy-Care® Standard Handle, Brite, Full Curved 7/8" Handle, Adjusts 29"-38", 6/cs



**DURO-MED DURO-MATIC® ADJUSTABLE FOLDING CANE**

First folding cane that adjusts from 33" to 38". Comfortable plastic hand grip. 4 folding sections, snap-out automatically. Anodized aluminum shaft. Carry case. 1316BZ Bronze  
1316BK Black

**GUARDIAN RUBBER CANE TIPS**

**Rubber Utility Replacement Tips**

- 01171 5/8", Black, 4/set
- 01172 5/8", Grey, 4/set
- 01173 5/8", Brown, 4/set
- 01181 3/4", Black, 4/set
- 01182 3/4", Grey, 4/set
- 01192 7/8", Grey, 4/set
- 01202 1", Grey, 4/set
- 01212 1 1/8", Grey, 4/set

**Rubber Quad Cane Tips**

- 02161 1/2", Black, 4/set
- 02172 5/8", Grey, 4/set

**Rubber Cane Tip**

- 08572 3/4", Grey
- 08582 7/8", Grey
- 08600 1", Tan
- 08602 1", Grey
- 00525 Oversize, Tan
- 00526 Oversize, Black
- 00550 Medium, Tan
- 00551 Medium, Black
- 00600 Small, Tan
- 00625 X-Small, Tan
- 00626 X-Small, Black

**INVACARE ADJUSTABLE CANES**

- 40800-6 Adjustable Folding Cane, Folds to 10", 6/cs

**DURO-MEDDURO-MATIC® ALUMINUM ADJUSTABLE CANES**

Strong, clear anodized aluminum or bronze tubing. Unique anti-rattle lock ring. Durable cushioned handles. Heavy-duty metal reinforced rubber tips.

- 1300 Deluxe Bronze Offset Adjustable Cane, 29"-38"
- 1300GR Accessories: Hand Grip For 1300
- 1301 Aluminum Adjustable Cane, 31"-39"
- 1301GR Accessories: Hand Grip For 1301
- 1302 Ladies' Aluminum Adjustable Cane, 29"-38"
- 1303 Deluxe Bronze Adjustable Cane, 29"-38"
- 1303GR Accessories: Hand Grip For 1303 & 1309
- 1304 Deluxe Black Adjustable Cane, 29"-38"
- 1304GR Accessories: Hand Grip For 1304
- 1305 Offset Aluminum Adjustable Cane, 31"-39"
- 1309 Deluxe Black Adjustable Standard Cane, 29"-38"
- 1336 Black Cane, Small Base
- 1337 Black Cane, Large Base



**LUMEX FOLDING WALKANE**

Lighter than a walker, more stable than a cane. Folds easily and securely with one hand.

- 6015 Walkane, 2/cs

**MJM AMBULATORY WALKERS "400" SERIES**

Height adjustable. Solid base with soft cushion. Wider base for better balance. Single wheel heavy duty zinc plated casters (4" x 1 1/4") come with removable bolt/nut for easy maintenance. All casters have threaded stem and are double wall reinforced with schedule 40 1" PVC.

- 415 Stroller
- 418 18" Width w/21" Width Base
- 421 21" Width w/25" Width Base
- 425 Clip On Tray For Models 405 & 410
- 430 Accessory Bag
- 450 Adult Stand-Up Walker, Height Adjustable 38"-50"
- 460 Child Stand-Up Walker, Height Adjustable
- 470 Aqua (SPORT) Walker, Four Buoyancy Floats
- 480 Companion Walker, Child, Height Adjustable

**GENDRON ALUMINUM ADJUSTABLE WALKER**

- 5566 Folding Walker, Adjusts From 31" to 35"
- 5567 Walker, Adjusts From 32" to 37"



07755



07720

**GUARDIAN RED DOT FOLDING SAFE-T-WALKER**

Double safe, cross brace design permits over-toilet use. Safe-T-Lock release and locking mechanism allows added patient security. Corner braced for maximum rigidity. Folds for easy storage. Wear is virtually eliminated in folding mechanism. Oversized metal-reinforced Safe-T-Grips.

- 07755 Adult, 32"-36", 4/cs
- 07756 Youth, 28"-32", 4/cs

**GUARDIAN SUPER RIGID SAFE-T-WALKER**

Lightweight and balanced for easy handling. No low cross members to interfere with stride. Fits over all standard toilet fixtures. Can be used as mobile toilet frame and patient assist. Contoured vinyl handgrips. Safe-T-Grip walker tips for sure-footed traction. Internal metal reinforcing sleeves at critical stress areas.

- 07720 Adult, Adjusts 32"- 36", 2/cs
- 07721 Youth, Adjusts 28"- 32", 2/cs



**SUNRISE MEDICAL EASY-CARE™ WALKERS WITH PALM-RELEASE FOLDING MECHANISM**

- 30755P Adult, 32"-36", 4/cs
- 30756P Youth, 28"-32", 4/cs
- 30757W Adult w/5" wheels, 4/cs
- 30758W Youth w/5" wheels, 4/cs



6252



6261-A



6281-3F



6291-HDA

**INVACARE WALKERS**

Feature wide, deep frames with a large number of height adjustments and a composite lower side brace for added stability. Light and easy to lift and maneuver, with anti-rattle silencers for quiet operation. Include PVC hand grips for comfort and long-lasting wear.

- 6210 Pediatric Walker (Blue, Purple, Red) Small Frame
- 6211 Pediatric Walker (Blue, Purple, Red) Large Frame
- 6252 Hemi Walker, Adult, 2/cs
- 6261-A Dual Release Walker, CareGuard Adult, 4/cs
- 6261-JR Dual Release Walker, CareGuard Junior, 4/cs
- 6281-3F Single Release Walker w/3" Fixed Wheels & Glide Tip, 4/cs
- 6281-A Single Release Walker, Adult, 4/cs
- 6281-JR Single Release Walker, Junior, 4/cs
- 6291-1 Dual Release Walker, I-Class Single Pack, Adult
- 6291-3F Dual Release Walker, I-Class w/3" Fixed Wheels & Glide Tips, 4/cs
- 6291-5F Dual Release Walker, I-Class Adult w/5" fixed wheels, 4/cs
- 6291-A Dual Release Walker, I-Class Adult, 4/cs
- 6291-HDA Dual Release Walker, Heavy Duty Adult, 2/cs
- 6291-JR Dual Release Walker, I-Class Junior, 4/cs
- 6291-JR3F Dual Release Walker, I-Class Junior w/3" fixed wheels & glide tips, 4/cs



**INVACARE FOUR-WHEEL ROLLATORS**

Easy to operate hand brakes lock rear wheels. Built-in adjustable handles. Removable basket and clear plastic tray. Sturdy seat. Quick and easy to fold into compact unit for storage or transporting. Heavy-duty steel construction. Locking mechanism prevents accidental folding. Lifetime limited warranty on frame; six year warranty on brakes; one year warranty on all other components. 270 lb weight capacity.

- 65500 Stingray Rollator w/ergonomic handbrakes & rubber tires
- 65420 Spartan Rollator w/ergonomic hand brakes & polyurethane tires

**INVACARE ROLLITE ROLLATOR**

Lightweight design that offers a flip-up seat with a built-in handle, flexible backrest, ergonomic dual paddle folding mechanism and handbrakes.  
65100 Rollite Rollator



**DURO-MED HERNIA GUARDS**

4" white elastic with swivel pad. Specify size: S/M/L/XL.

- 6571 Single Hernia Guard
- 6572 Double Hernia Guard
- 6570 Pads For Hernia Guard



**ALBA LIFESPAN® ANTI EMBOLISM STOCKINGS**

All stockings in each size are woven precisely alike to maintain gradually decreasing pressures up the leg with controlled compression graduations conforming exactly to the subtle curvatures of the leg at points recommended by medical research. Compliance with precise medical standards is assured by tests on the LEMM (Leg Embolism Measuring Monitor). Packaging: 12 pair/case.

**Nylon, Knee Length, Full Foot With Inspection Toe**

- 553-01 Small, Calf Circumference to 12" to 16"L, Regular, Yellow
- 553-02 Medium, Calf Circumference 12"-15", Regular to 17"L, Neutral
- 553-03 Large, Calf Circumference 15"-17" 1/2", Regular to 18"L, Blue
- 558-01 Small, X-Length, Calf Circumference to 12", Over 16"L, Yellow
- 558-02 Medium, X-Length, Calf Circumference 12"-15", Over 17"L, Neutral
- 558-03 Large, X-Length, Calf Circumference 15"-17" 1/2", Over 18"L, Blue
- 553-04 X-Large, Calf Circumference Over 17 1/2", Regular to 18"L, Green
- 558-04 X-Large, X-Length, Calf Circumference Over 17 1/2", Over 18"L, Green

**Nylon, Thigh Length, Full Foot With Inspection Toe and**

**Upper Thigh Circumference less than 25"; Calf Circumference less than 12"**

- 563-01 Small, Short, Length Gluteal Furrow to Bottom of Heel less than 29"; Yellow Top, Yellow Toe
- 563-02 Small, Regular, Length Gluteal Furrow to Bottom of Heel 29"-33"; Neutral Top, Yellow Toe
- 563-03 Small, Long, Length Gluteal Furrow to Bottom of Heel more than 33"; Blue Top, Yellow Toe

**Nylon, Thigh Length, Full Foot With Inspection Toe and**

**Upper Thigh Circumference less than 25"; Calf Circumference 12" - 15"**

- 568-01 Medium, Short, Length Gluteal Furrow to Bottom of Heel less than 29"; Yellow Top, Neutral Toe
- 568-02 Medium, Regular, Length Gluteal Furrow to Bottom of Heel 29"-33"; Neutral Top, Neutral Toe
- 568-03 Medium, Long, Length Gluteal Furrow to Bottom of Heel More Than 33"; Blue Top, Neutral Toe

**Nylon, Thigh Length, Full Foot With Inspection Toe and**

**Upper Thigh Circumference less than 25"; Calf Circumference less than 15"-17 1/2"**

- 573-01 Large, Short, Length Gluteal Furrow to Bottom of Heel Less Than 29"; Yellow Top, Blue Toe
- 573-02 Large, Regular, Length Gluteal Furrow to Bottom of Heel Less Than 29"-33"; Neutral Top, Blue Toe
- 573-03 Large, Long, Length Gluteal Furrow to Bottom of Heel More Than 33"; Blue Top, Blue Toe
- 573-04 X-Large, Regular Length
- 573-05 X-Large, Long Length



**ALBA STERILE STOCKINETTE**

100% cotton stockinette is pre-cut, sewn, rolled and packaged in CSR wrap and peel pouch to reduce material and labor costs. Radiation sterilized, clean and reliable with no residual problems.

**Impervious**

- 85507 7" x 48", 20 r/cs
- 85509 9" x 48", 12 r/cs
- 85512 12" x 48", 10 r/cs

**Double-Ply**

- 7723 2" x 36", 36 r/cs
- 7733 3" x 36", 36 r/cs
- 7743 4" x 36", 24 r/cs
- 7744 4" x 48", 20 r/cs
- 7765 6" x 60", 15 r/cs
- 7766 6" x 72", 12 r/cs
- 7786 8" x 72", 12 r/cs

**Bias Cut**

- 8234 3" x 4 yd, 20 r/cs
- 8244 4" x 4 yd, 20 r/cs
- 8264 6" x 4 yd, 18 r/cs
- 8284 8" x 4 yd, 15 r/cs
- 8224 2" x 4 yd, 20 r/cs

**Impervious w/Pull Tabs**

- S5507 7" x 48", 20 r/cs
- S5509 9" x 48", 12 r/cs
- S5512 12" x 48", 10 r/cs

**Single-Ply**

- 7623 2" x 36", 40 r/cs
- 7633 3" x 36", 40 r/cs
- 7643 4" x 36", 40 r/cs
- 7644 4" x 48", 36 r/cs
- 7645 4" x 60", 30 r/cs
- 7664 6" x 48", 30 r/cs
- 7665 6" x 60", 30 r/cs
- 7666 6" x 72", 24 r/cs
- 7686 8" x 72", 20 r/cs

**ALBA C.A.R.E.™ ANTI-EMBOLISM STOCKINGS**

A premium grade of stockings. Unique two-way stretch fabric make it easy to put on and provides greater patient comfort. Slip-resistant knit-in sole. Alignment indicator. Knit-in reciprocated heel pocket. Inspection port on top. No-bind, stay-up top.

**Knee-Length Style, 12 pair/case**

- 453-01 Small Regular
- 458-01 Small Long
- 453-02 Medium Regular
- 458-02 Medium Long
- 453-03 Large Regular
- 458-03 Large Long
- 453-04 X-Large Regular
- 458-04 X-Large Long

**Thigh-High Style, 12 pair/case**

- 463-01 Small Short
- 463-02 Small Regular
- 463-03 Small Long
- 468-01 Medium Short
- 468-02 Medium Regular
- 468-03 Medium Long
- 473-01 Large Short
- 473-02 Large Regular
- 473-03 Large Long
- 473-04 X-Large Regular
- 473-05 X-Large Long

**Waist-Length Style, 6 pair/case**

- 73004-01 Small Regular
- 73007-01 Small Long
- 73004-02 Medium Regular
- 73007-02 Medium Long
- 73004-03 Large Regular
- 73007-03 Large Long
- 73004-04 X-Large Regular
- 73007-04 X-Large Long

**ALBA PULSTAR™ PULSATILE ANTI-EMBOLISM WRAP SYSTEM**

Soft, breathable, latex-free wrap made of 60-thread count cotton/polyester and wicks away moisture. Does not require a separate cooling system. Leur lock tips ensure easy connection; the wrap stays secure during ambulation.

**Pulstar®-P.A.S. Wrap System**

- 51558-01 Regular, 10 pr/cs
- 51558-02 Oversize, 10/cs

**DURO-MED BATH SPONGE REACHER**

- 16 1/2" long handle. Holds soap in sponge for self soaping.
- 8132 Bath Sponge Reacher
- 8133 Curved Bath Sponge Reacher



**DURO-MED WHIRLPOOL FOOT/HAND BATH**

Large, 6 gallon capacity. Safe. U.L. listed. All electrical parts are away from water. Double insulated construction. 2-way control: gentle or vigorous. 3-way aerator mixes air with water.

- 3620 Whirlpool Foot/Hand Bath



**DURO-MED WHIRLPOOL POWER SPA™**

Powerful pumping and recirculating action turns your bath into a whirlpool power spa. Exclusive directional nozzle, aims flow to tub bottom or surface. Pumps and recirculates approximately 42 gallons per minute. 1/4 HP motor. Lightweight.

Easy to set in place on tub. Double insulated construction.

- 3664 Whirlpool Power Spa



**DURO-MED HANDS FREE HAIR DRYER HOLDER**

Mounts easily with 3 suction cups. Hair dryer can be easily positioned in retainer sleeve. Ideal for those with limited hand dexterity or use of only one hand.


- 8240 Hair Dryer Holder



**DURO-MED HOT WATER BOTTLES AND FOUNTAIN SYRINGE**

Bottle is strong, durable rubber. Large opening for easy filling. Rub surface, screw stopper. 2 qt. capacity. Syringe has vaginal bone and shut-off clamp.

- 5118 Combination Hot Water Bottle & Fountain Syringe
- 5116 Water Bottle



**DURO-MED THERAPEUTIC ELECTRIC HEATING PAD**

Three automatically controlled heat settings. Removable, washable cover.

- 5131 Electric Heat Pad, Moist Heat, 14 1/2" x 12"
- 5132 Electric Heat Pad, Non-Moist Heat, 14 1/2" x 12"
- 5133 Deluxe Electric Heat Pad, X-Large, Moist Heat, 24 1/2" x 11 1/2"
- 5134 Deluxe Electric Heat Pad, X-Large, Non-Moist Heat, 24 1/2" x 11 1/2"



**MEDICAL DEVICES ICE BAG**

Made of durable yet flexible heavy gauge vinyl. The wide mouth design fills easily and the simple closure provides a leakproof seal, even under pressure.

- 40-004 5" x 11", 500/cs



**HAUSMANN HARDWOOD TRANSFER BOARDS**

Made of solid, smooth-finish 5/8" maple hardwood. 300 lb capacity.

- 5086 8" x 24", 2 Cutouts
- 5086-30 8" x 30", 2 Cutouts
- 5087 8" x 24", No Cutouts
- 5087-30 8" x 30", No Cutouts



**DURO-MED HEEL PILLOW**

Helps in preventing and healing decubitus ulcers. Velcro® closure. One size fits all. Washable outer cover. Polyester and cotton.

- 8088 Heel Pillow



**ALPHA PRO TECH STIMULATOR SOCK FOOT SUPPORT SYSTEM**

A complete system designed to prevent foot drop and heel cord shortening. It also helps prevent sores on the heel and ankle. Appliance can be rotated and locked in the desired position to hold the foot and ankle securely after surgery or in daily care maintenance. Fits either right or left foot. Packaging: 12/case.

- 427-001 Fleece Liner Only
- 427-002 Plastic Frame Only
- 427-003 Plastic Frame & Fleece Liner
- 563-001 Unreal Lambskin® Liner Only
- 563-003 Plastic Frame & Unreal Lambskin® Liner



**PILL CRUSHER**

Heavily chromed die-cast components and stainless steel fittings ensure corrosion resistance. Each dosage is crushed between two standard 3/4 ounce dispensing cups, needs no clean up. Can crush several pills at one time. Unit dose medication can be crushed in its own package.

00-233 Pill Crusher



6340



6341

**TECH-MED PILL CRUSHER & PILL CUTTER**

6340 Pill Crusher  
6341 Pill Cutter, Blue w/stainless steel blade

**ALPHA PRO TECH COTTON WEBBING GAIT BELTS**

Your choice of plastic or metal buckle is used for training or patient transfer.

344A Gait Belt w/plastic buckle, 12/cs  
344 Gait Belt w/metal buckle



6573



8146

**DURO-MED 3" WHITE ELASTIC GARTER BELT**

6573 Garter Belt, 4 garters per pack. Specify size: S/M/L/XL.

**DURO-MED HAND HELPER**

Provided perfect hand and finger exercise. Helps restore hand, forearm muscles, tendons, etc. Unbreakable plastic frame. Calibrated to mark progress.

8146 Hand Helper



**SUNRISE MEDICAL BIO CLINIC HEAD CRADLES**

8115 Head Cradle, Adult, 8" x 9" x 4", 24/cs, compressed packaging.



**DURO-MED EASY DOOR GRIP**

Deep grooved rubber grip. Fits over standard door knobs. Non-slipping traction.

8116 Easy Door Grip, 2/pk i  
8114 Door Knob Helper, 2/pk



**DURO-MED DRESSING AID STICK**

Helps with all dressing and undressing chores. Reach zippers, laces, socks, etc.

8110 Dressing Aid Stick, 27" Long

**DURO-MED BUTTON AIDS**

Replace regular buttons. Eliminate difficult to use buttons. Press Velcro® tapes together for easy closure. Fits all standard button holes. Machine washable.

8111 Button Aids, 10/pkg

9



**PRINCIPLE BUSINESS PILLOW PAWS® ORIGINAL SLIPPERS**

Latex free. Made of high quality cushion foam with non-skid soles, allowing patients to walk securely. Reduces risk of cross contamination which can occur when patients wear their own slippers or go barefoot. Color-coded by size. Each pair individually packaged.

5001 Toddler, 4-7, Strawberry, 96 pr/bx  
5002 Child, 7 1/2-12, Mint, 96 pr/bx  
5003 Youth, 12 1/2-3, Lilac, 96 pr/bx  
5004 Small, 3 1/2-6, Lemon, 96 pr/bx  
5005 Medium, 6 1/2-8, Azure, 96 pr/bx  
5006 Large, 8 1/2-10, Emerald, 72 pr/bx  
5007 X-Large, 10 1/2-12, Sand, 72 pr/bx



**PRINCIPLE BUSINESS PILLOW PAWS® HARD SOLES**

Latex free. Puncture-resistant, nonskid sole. Soft, warm, terrycloth upper. Machine washable. Packaging: 48 pair/box.

5080 Toddler, 5-7, Strawberry  
5081 Child, 7 1/2-11, Mint  
5082 Youth, 11 1/2-1, Lilac  
5083 Junior, 1 1/2-4 1/2, Shrimp  
5084 Small, 5-7, Lemon  
5085 Medium, 7 1/2-8, Azure  
5086 Large, 8 1/2-10, Emerald  
5087 X-Large, 10 1/2-11 1/2, Sand



**PRINCIPLE BUSINESS PILLOW PAWS® E-Z FIT OVERSIZED SOCKS**

Latex free. Loose fitting, flat seam design for diabetics and those with swelling or circulatory problems. 94% cotton/2% lycra.

Machine washable. Packaging: 12 pair/case, individually bagged.

5107 Medium/Large, White  
5108 Large/X-Large, White



**PRINCIPLE BUSINESS ALBA CARE-STEPS II FLEXIBLE SOLE SLIPPERS**

Comfortable combination of cotton and stretch yarns in warm, soft terry construction. Non-skid sole for extra safety and durability. Each pair is individually packaged.

Packaging: 12/box, 5 boxes/case.

80201 Child, 8-10, Yellow  
80202 Child, 11-13, Yellow  
80203 Child, 1-3, Yellow  
80204 Adult, 5-6, Beige  
80205 Adult, 6 1/2-7 1/2, Beige  
80207 Adult, 8-9, Beige  
80208 Adult, 9 1/2-10, Beige  
80209 Adult, 11-12, Beige  
80210 Toddler, 4-5, White  
80211 Toddler, 5-6, White



**PRINCIPLE BUSINESS PILLOW PAWS® SCUFF SLIPPERS**

Latex free. Made of high quality cushion foam with non-skid soles. One size fits all slipper is excellent for emergency rooms, clinics, etc. Adult unisize in tan. Pkg: 72 pr/bx. 5036 Slippers



**PRINCIPLE BUSINESS PILLOW PAWS™ TERRIES**

Latex free. Ankle length. Slip-resistant tread. Soft, breathable, terrycloth sock. Machine washable. Latex-free. Packaging: 48 pair/box.

- 1093 Toddler, Yellow
- 1094 Youth, Lt. Blue
- 1096 Adult, Teal
- 1097 XL Adult, Tan
- 1098 XXL Adult, Gray



**HAND CONTROL MITTS**

Designed to restrict patient's ability to grab tubing or scratch wound sites. Five finger channels limit contracture. Mesh top promotes air circulation and reduces hand perspiration. Convenient closure method eliminates cumbersome shoelace ties. Packaged with separate tie straps to limit arm movement when required. 2" thickness.

- 306115 Mitts w/rigid palm insert
- 306120 Mitts w/o finger channels
- 306130 Finger Separator Mitts



**DURO-MED DURO-MATIC® CUP & CARRY HOLDER**

Easy to use, attached to any tubular surface. Perfect for walkers, wheelchairs hospital beds, etc. Made of safe, durable polypropylene. Features 3-hook holder plus detachable drink container.

- 1073 Cup & Carry Holder



**DURO-MED DURO-MATIC® PLASTIC BED TRAYS**

Can be folded for easy storage. Heavy-duty right plastic.

- 4070 Plastic Bed Tray, 15 1/4" x 11 3/4" x 8 1/2", Specify Color: Almond, Blue, White
- 4072B Plastic Bed Tray, 23" x 11 3/4" x 8", Blue

**POLAR WARE MENU HOLDER**

Stainless steel. Packaging: 12/case. T1002 Clip-Type, 2 1/4" x 1 3/4"



**DURO-MED BOOK BUTLER**

Spring posts make page turning easy. Adjusts to correct reading angle of 45+. High-impact plastic. Folds easily. 8145 Book Butler



**DURO-MED AUTOMATIC CARD SHUFFLER**

Perfect for those with limited hand dexterity. Holds up to 2 decks. Heavy-duty plastic. Works on 2 "C" batteries (not included). 8143 Automatic Card Shuffler



**DURO-MED GIANT FACE PLAYING CARDS**

Extra large letters and numerals. Standard size playing cards. Plastic coated finish. 8192 Playing Cards, 2 decks/pkg

**DURO-MED CARD HOLDERS**

- 8144 Card Holder, Tiered Slots, Solid Wood Base
- 8258 Plastic Card Holder, Holds Up to 15 Cards, Unbreakable, 2/bx



**DURO-MED CUFF HOLDER**

Variety of utensils can be inserted into handle. 8171 Cuff Holder, 1" Wide, White Nylon Webbing w/Velcro® closure

**DURO-MED CUSHION GRIP UTENSILS**

- Large 1 3/8" diameter, soft foam utensil handles provide a comfortable and easy grasp for those with incomplete finger flexion.
- 8250 Knife
- 8251 Fork
- 8252 Teaspoon



**DURO-MED HANDS FREE MAGNIFYING VIEWER**

Hangs around neck. Lightweight lucite. Adjusts to various angles. Can be used as self-standing unit. Powerful 4 1/2" lens with 7/8" bifocal lens. Folds to 12" length.  
8256 Magnifying Viewer



**DURO-MED CALL BELLS**

Steel gong on black metal base. Long black wooden handle.  
5400 Round Call Bell  
5401 Long Handle Call Bell



**MEDIGEN HANDLE CARAFES**

Carafe has 32 oz capacity and is designed for one-hand use. A built-in guard keeps ice within the carafe. Lid attaches to body of carafe to prevent contamination and misplacement. Select Gent-L-Kare® disposable or Gent-L-Klave® reusable.

- H212 Gent-L-Kare® Carafe, Specify Color: Turquoise, Mauve, Ivory, Gold, Pewter or Granite, 100/cs
- H218 Gent-L-Kare® Carafe w/foam jacket, 50/cs
- H214 Gent-L-Kare® Carafe w/foam liner, 50/cs

**MEDIGEN INSULATED PITCHERS**

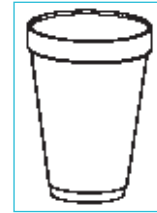
Ideal for patient bedside, extended care and home health use. 32 oz. Double-wall thermo design keeps drinks cold and minimizes the need to add ice. Dual access lid can be completely sealed for maximum infection control. Jumbo straw and safety tips are held snugly in place for easy patient use and straw does not have to be removed for pouring. Dishwasher safe and reusable. Packaging: 32/case.

- 4352-11 Pitcher w/mauve lid & handle, Granite Base
- 4352-80 Pitcher w/granite lid, handle & base
- 4353-80 Pitcher, Translucent w/graduations



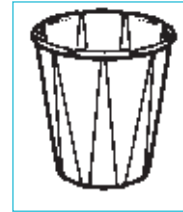
**DONOVAN FOAM JACKETS & LINERS**

- Fits MediGen pitchers.
- 735 Foam Liner, 20/slv, 25 slvs/cs
- 733D Foam Jacket, 10/slv, 20 slvs/cs



**NETWORK SERVICES DRINKING CUPS**

- Packaging: 5000/case unless noted.
- 019100 4 oz Dry Waxed Cup, Treated
  - 009140 5 oz Dry Waxed Cup, 2500/cs
  - 019060 3 oz Dry Waxed Cup, Treated
  - 019080 3 1/2 oz Dry Waxed Cup, Treated
  - 019120 4 1/4 oz Dry Waxed Cup, Treated
  - 019140 5 oz Dry Waxed Cup, Treated, 2500/cs
  - 098010 1 oz Grad. Medicine Cup



**NETWORK SERVICES PORTION CUPS**

- Made from pleated paper. Packaging: 250 cups/tube, 20 tubes/case.
- 063020 1/2 oz
  - 063050 3/4 oz
  - 063130 2 oz
  - 063180 3 1/4 oz
  - 063210 4 oz

**NETWORK SERVICES STRAWS**

- 422100 Wrapped, 7 3/4", Jumbo, 500/bx, 24 bx/cs
- 422170 Wrapped, Flex Straws, 400/bx, 24 bx/cs

**NETWORK SERVICES DINNERWARE**

- Disposable. Foam. Laminated.
- Solo**
- 275050 6" Plate, 1000/cs
  - 275100 9" Plate, 500/cs
  - 275150 9" 3-Compartment Plate, 500/cs
  - 275200 4-5 oz Bowl, 1000/cs
  - 275250 10-12 oz Bowl, 1000/cs
  - 275300 9" Plastic Dome Cover, 500/cs
  - 275350 10-12 oz Plastic Bowl Lid, 1000/cs
- Tenneco (Mobil)**
- 279050 6" Plate, 1000/cs
  - 279100 9" Plate, 500/cs
  - 279150 9" 3-Compartment Plate, 500/cs
  - 279200 4-5 oz Bowl, 1000/cs
  - 279250 10-12 oz Bowl, 1000/cs
  - 279300 9" Plastic Dome Cover, 500/cs
  - 279325 4-5 oz Plastic Bowl Lid, 1000/cs
  - 279350 10-12 oz Plastic Bowl Lid, 1000/cs

**POLAR WARE PLASTIC CUTTING BOARDS**

- White polyethylene.
- T1071 10" x 6" x 1/2", 30/cs
  - T1072 18" x 12" x 1/2", 24/cs
  - T1073 20" x 15" x 1/2", 12/cs
  - T1074 24" x 18" x 1/2", 12/cs

**DURO-MED FLEXIBLE DRINKING STRAWS**

- Extra-long flexible ploy, 18". Adjustable, Can be used many times.
- 8186 Straws, 10/pkg

**MEDIGEN SHAMPOO/RINSE BASIN**

- 02410 White

**MEDIGEN 6 QUART ROUND WASH BASINS**

Large enough for a foot bath and still fits standard bedside table basin rings. Offers a smooth finish for easy cleaning and will accommodate snap-on soap dishes. Pkg: 50/cs.

- H350-04 Green
- H350-05 Gold
- H350-07 Turquoise
- H350-10 Rose
- H350-11 Gray

**MEDIGEN GENT-L-KLAVE® RECTANGULAR WASH BASINS**

Reusable and made from high-grade polypropylene. Powder blue. Packaging: 12/case.

- 00048 Rectangular Wash Basin w/built-in soapdish, 6 Liter
- 00047 Rectangular Wash Basin, 5 Liter

**MEDIGEN GENT-L-KARE® RECTANGULAR WASH BASIN**

Made of high-grade polypropylene which combines thinner wall construction and strength for an economical shatter-resistant basin. Specify color: turquoise, mauve, ivory, gold, pewter or granite. Packaging: 50/case.

- 4897 Rectangular Wash Basin, 7.2 Liter
- 4896 Rectangular Wash Basin, 5 Liter

**MEDIGEN GENT-L-KARE® ROUND WASH BASINS**

Made from high-quality, durable polypropylene. Smooth edges serve as built-in handles, making them perfect for transporting to and from the bedside. Pkg: 50/case.

- H350 Round Wash Basin, 5 Liter, Specify Color: Turquoise or Gold

**MEDIGEN DISPOSABLE MEDICINE CUPS**

Disposable cups eliminate need for cleanup and danger of cross contamination. Heavy rim eliminates sharp nesting points, reinforces against breakage, and seals one cup against another in shipping container.

- 02301 1 oz, Unbreakable Translucent, Polypropylene, 5000/cs
- 0402A 2 oz, Polypropylene, Incremented in ml's & oz, 1000/cs
- 02302 1 oz, Polystyrene, Calibrated in cc's, oz, drams, tsp & tblsp, 5000/cs



**POLAR WARE GRADUATED MEDICINE CUPS**

- 2 Stainless Steel, 2 oz, 2 1/8" x 2", 12/cs
- PA-22 Plastic, 2 oz, Translucent, 2 1/8" x 2 1/8", 100/cs

**MEDIGEN GRADUATED MEASURE**

Easy-to-grip. Graduated on both sides in oz and cc. Disposable.

- H960-01 Translucent w/pour spout & handle, 34 oz, 150/cs
- H970-00 Clear, Triangular, 34 oz, 200/cs
- H971-01 Translucent, Triangular, 34 oz, 200/cs
- 00032 Translucent w/pour spout & handle, Sterilizable Plastic, 34 oz, 24/cs



**MEDIGEN GENT-L-KARE® TRIANGULAR MEASURE**

Rigid-walled container with triangular shaped body. Large, easy-to-read graduations to 1000 cc's and 32 ozs. Frosted panel on one side for patient information. Rolled lip allows drip-free pouring. Disposable. Packaging: 200/case.

- H971 Triangular Measuring Container, Polypropylene
- H970 Graduated Triangular Measuring Container, Polystyrene



**MEDIGEN STAINLESS STEEL GRADUATED MEASURES**

Stainless steel graduated measure offers easy-grip handle and smooth pour spout. Pkg: 6/cs.

**Embossed Graduations**

- 85160 16 oz (500 cc) Capacity
- 85320 32 oz (1000 cc) Capacity

**Raised Graduations**

- 95160 16 oz (500 cc) Capacity, 3 3/4" x 4 5/8"
- 95325 32 oz (1000 cc) Capacity, 4 3/4" x 5 1/4"
- 95640 64 oz (2000 cc) Capacity, 5 1/2" x 6 1/2"



**POLAR WARE GRADUATED MEASURES**

Graduated in ounces and cc's. Measures have easy grip handles and large, smooth pouring spouts. Stainless steel. Packaging: 12/case.

- T1062 16 oz, 3 3/4" x 4 5/8"
- T1063 32 oz, 4 3/4" x 5 1/4"
- T1064 64 oz, 5 1/2" x 6 1/2"

Don't see what  
you are looking for?

Call your representative  
for additional  
product answers.

# The **BREEZY**<sup>®</sup> 100



The Breezy 100 wheelchair is designed to be three chairs in one.

Set it up in a standard, hemi, or amputee configuration, or convert it to a recliner with the optional kit.

**QUICKIE**<sup>®</sup>

mobility • seating & positioning • respiratory therapy • personal care

**JAY**<sup>®</sup>

**DEVILBISS**<sup>®</sup>

**GUARDIAN**<sup>®</sup>



[www.sunrisemedicalonline.com](http://www.sunrisemedicalonline.com)

# From concentrators to lifts chairs.



Invacare® offers a complete line of home care products from patient lifts to recliners, and everything in between. We let you offer high quality at every price point, from economical items to state-of-the-art equipment.

If your customers are looking for it, Invacare has it.



## The Invacare brand

is known for reliability and innovation everywhere our products are sold. Customers trust the name, and providers profit from our unsurpassed programs and services. Put Invacare to work building your business.



**Yes, you can.™**

